BUDGET
FISCAL YEAR 2022-23

PORT OF HOOD RIVER

ADOPTED BUDGET

JUNE 21, 2022

TABLE OF CONTENTS

Board of Commissioners	*Budget Committee*
Ben Sheppard, President	John Benton, Term 2023
Kristi Chapman, Vice-President	Larry Brown, Term 2023
Mike Fox, Secretary	Judy Newman, Term 2021
Heather Gehring, Treasurer	Brian Shortt, Term 2023
Hoby Streich, Commissioner	Becca Sanders, Term 2023

Budget Committee Meeting – May 3, 2022
Budget Adoption – June 21, 2022

Budget Hearing–June 7, 2022

Port of Hood River Commission
Meeting Minutes of May 3, 2022 Budget Committee Meeting
Via Remote Video Conference & Marina Center Boardroom
12:00 p.m.

THESE MINUTES ARE NOT OFFICIAL until approved by the Port Commission at the next regular meeting.

Budget Committee Meeting

PRESENT: Commissioners: Ben Sheppard, Kristi Chapman, Mike Fox, Hoby Streich (via Zoom). Legal Counsel: Anna Cavaleri (arrived at 2:47 p.m.), Joyce Brake (arrived at 2:47 p.m.). From Staff: Michael McElwee, Kevin Greenwood (via Zoom), Greg Hagbery (via Zoom), Daryl Stafford (via Zoom), Genevieve Scholl, Fred Kowell, and Patty Rosas. Budget Committee Members: John Benton, Judy Newman, Brian Shortt, Larry Brown, and Becca Sanders (via Zoom). Guests: None
ABSENT: Heather Gehring, Jerry Jaques
MEDIA: None

1. **CALL TO ORDER:** President Ben Sheppard called the meeting to order at 12:13 p.m.

2. **ELECTION OF OFFICERS:**

Motion:	Move to elect Brian Shortt as President of the Budget Committee.
Move:	Larry Brown
Second:	Judy Newman
Discussion:	None
Vote:	Unanimous
MOTION CARRIED	

- -

Motion:	Move to elect John Benton as Secretary of the Budget Committee.
Move:	Larry Brown
Second:	Brian Shortt
Discussion:	None
Vote:	Unanimous
MOTION CARRIED	

There was consensus to have staff take the meeting minutes.

Brian Shortt turned the meeting over to Michael McElwee, Executive Director to present the Budget Message as the Budget Officer. McElwee thanked the Budget Committee members for their participation, and thanked Fred Kowell for preparing the budget.

3. **BUDGET OFFICER MESSAGE:** McElwee noted that the purpose of todays meeting was to discuss the Proposed Budget and make changes as needed and approve the Budget by formal vote. Upon approval, the Approved Budget is subject to public hearing. McElwee provided a brief overview of some of the highlights from the FY 2022-23 Proposed Budget.

4. **BUDGET REVIEW:** Fred Kowell, Chief Financial Officer, reviewed the Proposed Budget for FY 2022-23. Kowell demonstrated the anticipated revenue and identified expenditure priorities. Kowell and Port staff addressed questions and comments as the budget was reviewed.

5. **BUDGET DELIBERATIONS:** The following recommendations were received from the Budget Committee:

<u>Budget Amendment Recommendations:</u>

a. Take out $50,000 from the Port Office Building CIP for charging stations and use proceeds to increase the General Fund for travel, training, and meals including Administration travel, training, and meal expenses.

b. Reduce One Gorge membership from $5,000 to $2,500.

6. ACTION ITEMS:

Motion: Move to approve a property tax levy at the rate of $.0332 per thousand of assessed value for FY 2022-23.
Move: Larry Brown
Second: Judy Newman
Discussion: None
Vote: Unanimous
MOTION CARRIED

Motion: Move to Approve FY 2022-23 budget as amended.
Move: John Benton
Second: Larry Brown
Discussion: None
Vote: Unanimous
MOTION CARRIED

7. ADJOURN: Brian Shortt adjourned the meeting at 2:52 p.m.

Respectfully submitted,

DocuSigned by:
Patty Rosas
E293E9271F37470...
Patty Rosas

ATTEST:

DocuSigned by:
Mike Fox
1D968775DD2542A...
Mike Fox, Secretary

Ben Sheppard, President (In absence of Secretary)

PORT OF HOOD RIVER COMMISSION

BUDGET HEARING
Tuesday, June 7, 2022
Marina Center Boardroom and ZOOM
5:00pm

Budget Hearing

1. President of the Board - Called to Order and Opened Budget Hearing
2. No testimony was presented on FY 2022-23 Approved Budget
3. Continued until the end of Regular Session
4. Adjourn Budget Hearing before adjourning Regular Session

BUDGET MESSAGE

PORT OF HOOD RIVER

Providing for the region's economic future.

INDUSTRIAL/COMMERCIAL FACILITIES • AIRPORT • INTERSTATE BRIDGE • MARINA

1000 E. Port Marina Drive • Hood River, OR 97031 • (541) 386-1645 • Fax: (541) 386-1395 • www.portofhoodriver.com • Email: porthr@gorge.net

To: Port of Hood River Budget Committee

From: Michael McElwee, Budget Officer

Date: May 3, 2022

Re: Budget Message for Fiscal Year 2022-23

The annual budget for the Port of Hood River is prepared by staff for review and approval by the Budget Committee and for subsequent adoption by the Port of Hood River Commission. This memorandum provides a management summary of issues facing the Port, an overview of the FY 2021-22 Proposed Budget and other information in accordance with O.R.S. 294.

Overview

The Port operates on a fiscal year that begins July 1 and ends June 30. The budget is a key document by which revenues are anticipated and the Commission's policy and expenditure priorities are identified . Public input is sought and welcome at all stages of budget development.

Budget preparation follows these key steps as required by state statute:

- A **Proposed Budget** is prepared by the Port's Budget Officer in collaboration with staff and is presented for discussion at the Commission's Spring Planning meeting. This year, the Spring Planning meeting was held on **April 5, 2022.**

- The Budget Committee meets today, **May 3, 2022,** to discuss the **Proposed Budget**, makes changes as needed and approves it by formal vote. Upon approval, the Proposed Budget becomes the **Approved Budget**. Formal approval by the Budget Committee of the tax rate for the upcoming fiscal year is also required.

- The Approved Budget is the subject to a **public hearing** when the Commission seeks formal testimony from members of the public. This year the public hearing is scheduled to occur on Tuesday, **June 7, 2022.**

- The Commission then meets on **June 21, 2022,** to consider any final changes and then approve the **Adopted Budget** which takes effect on **July 1, 2022.**

Budget Preparation Overview

The Port of Hood River is a Municipal Corporation in the State of Oregon and operates in accordance with ORS 777 and other statutes. All budget activities of the Port are categorized within the following three funds:

- **General Fund:** Includes activities related to general governmental activities. The revenue comes from property tax receipts. Since property taxes are insufficient to pay all governmental related expenditures, there is a transfer from the Revenue Fund for the difference.

- **Revenue Fund:** Most of the Port's activities are business-type activities and are accounted for in the Revenue Fund which is considered an Enterprise Fund. The primary revenues are from bridge tolls, tenant leases, and marina, airport, and waterfront fees. The revenues and expenditures are identified then allocated to asset centers.

- **Bridge Repair and Replacement Fund:** This fund segregates revenues and expenditures related to capital improvements associated with the Hood River-White Salmon Interstate toll bridge. This fund is considered a Special Revenue fund and its sources of revenue are grant monies, bond receipts, and a portion of toll revenue from the 1994, 2012 and 2018 toll increases. These monies are transferred from the Revenue Fund. Expenditures for this fund are associated with capital improvements that extend the bridge's useful life, maintenance, and replacement planning. This fund also reflects debt service payments associated with bonded indebtedness related to bridge improvements. In addition, this fund records the activities for the replacement of the existing bridge.

Port of Hood River Financial Policies

The Port's annual budget is prepared in conformance with state law and its own financial "Financial Administrative Policies and Procedures" adopted in 2012 and updated in January 2014. Three financial policies, in particular, govern the long-range financial planning and annual budget preparation of the Port:

- The Port shall maintain a Assigned Reserve in an amount at least equal to 10% of the Port's depreciable assets.
- The Port's overall Debt Service Coverage Ratio shall equal or exceed 2.0.
- The Port will pursue a Cash-on-Cash Return Rate before debt service that exceeds the average cost of debt for the Port.

Budget Highlights

NOTE: *The novel coronavirus known as COVID-19 emerged in the State of Oregon in February 2020. Although some risks to public health still exist today, the wide availability of vaccinations, boosters and testing mean that the likelihood of further significant impacts to Port operations is low. The FY 2022-23 Proposed Budget, therefore, anticipates some additional, limited COVID-related costs almost solely related to waterfront recreation. This is a welcome change from the last two budget cycles.*

The following sections are highlights of the FY 2022-23 Proposed Budget organized by major asset areas of the Port's operations.

ASSET AREAS

Industrial/Commercial Properties

- Overall vacancy rates in the Port's industrial and commercial real estate portfolio increased slightly during the pandemic, but still remain remarkably low, around 4%. High occupancy rates mean that the Port's rental real estate portfolio is contributing almost all it can to the Port's revenues. The corollary is that the Port has limited space available to accommodate new business ventures or businesses seeking to expand.

- The Port's real estate portfolio is primarily comprised of light industrial buildings, some several decades old. In FY 2021/22 the Port increased efforts to invest in the maintenance and capital maintenance of all buildings to maintain their functionality and leasability. The FY 2022/23 Proposed Budget seeks to continue this practice with several investments including re-roofing and painting of the DMV Building ($75,000)and replacement of windows in the Jensen Building ($100,000). In addition, funding is proposed for a comprehensive inspection of all Port buildings ($50,000) to ensure the condition state of all Port buildings is characterized to inform future capital/capital maintenance planning. Consistent with past practice, the budget includes some contingency for each building for normal repairs or potential tenant improvements.,

- Site preparation work at the Port's 14-acre *Lower Mill Industrial Subdivision* in Odell was completed on three of the four lots two years ago. The Port's expectation was to sell two of the lots. However, during the last two years of COVID the industrial real estate market was disrupted and interest in the lots for purchase was negligible. The Port subsequently leased each of the three lots to private businesses under short term ground leases as a temporary measure. The Port Commission is now considering the best sales strategy, including the public policy goals to be pursued and the optimum pricing structure, before initiating a marketing campaign. The FY 2022/23 Proposed Budget includes $50,000 for a detailed market analysis. The fourth and largest lot is not yet development ready and will filling of a small wetland, authorized by permit. Efforts are underway to complete this work in FY 2021/22 but exact timing is uncertain and may need to be carried out in FY 2022/23. A contingency is included for this purpose. Completion of work on this final lot will make the entire Lowe Mill site development ready and in the most marketable position.

- The Port Commission and staff continue to implement the Real Estate Development Strategy ("Strategy") prepared in 2019. The Strategy assessed various real estate acquisition and development opportunities and identified several to pursue. These efforts are increasingly important as the Port looks ahead to the possibility that bridge revenue will not be available as early as FY 2031. At this time, however, the prospects for a Port developed, financially feasible building project have diminished due to COVID

disruptions to the real estate market, increasing interest rates and high construction costs. The primary real estate opportunity that had been pursued is development of a commercial hangar at the Ken Jernstedt Airfield. The FY 2021/22 Budget included funding for design, permitting and construction of the hangar, but the project now appears infeasible and further work has been suspended. Also, the Port is currently negotiations with a developer to construct a small hotel on Lot #900, a Port-owned, commercially zoned property on the waterfront near Exit #63. The FY 2022/23 Proposed Budget includes funding for outside legal counsel and staff expenses, but since a ground lease is contemplated, no capital expenses are expected or budgeted.

- The Port continues to pursue development of Lot #1, a relatively large, undeveloped Light Industrial property with significant development potential on the Hood River Waterfront. The primary challenge the Port has faced for several years is construction of necessary infrastructure, primarily streets and utilities. Over the last year, the Port has taken steps to seek grant funding opportunities, available due to the significant new federal and state sources now available. Two applications have been approved— a $500,000 ODOT IOF grant and a $500,000 AARPA grant. Three other applications are pending-- $450,000 FHWA grant, $2,900,000 EDA grant and a $400,000 CDS grant. The scope of the infrastructure on Lot #1 will be able to pursue is entirely dependent upon the success of the pending grants. The FY 2022/23 Proposed Budget includes sufficient funding for the engineering work to proceed assuming all pending grants are successful.

- Overall, the Port must continue to take steps to increase net revenue from its real estate portfolio where reasonably feasible. Given the challenges and risk of new construction, the Port is giving more consideration to leasing more of its undeveloped property through long-term ground leases. This strategy will not generate the same revenue but will minimize risk and retain the Port's capital reserves and borrowing capacity for the most beneficial projects.

- The FY 2022/23 Proposed Budget includes a significant capital expenditure ($300,000) to construct a new stormwater line in W. Portway Ave adjacent to the Maritime Building. This project is required due to the new outfall pipe being installed by the City.

- With bridge replacement efforts advancing, a working assumption is that the Port's office and shop/yard will need to be demolished to make room for construction staging and construction site access. The FY 2022/23 Proposed Budget includes funding for a site evaluation, programming, and cost estimating necessary to relocate these essential Port facilities($50,000).

Bridge/Transportation

- A significant factor in budget planning is revenue from bridge tolls. In 2020, the COVID pandemic resulted in a significant decrease in traffic (-12%) and toll revenue (-15%) from 2019. In 2021 both traffic and revenue rebounded to pre-COVID levels and we expect that trend to continue in 2022 and beyond.

- The Port continues to limit, to the extent reasonable, capital spending on the bridge while the potential for bridge replacement increases. Currently, the working assumption is that a new bridge will be operational in FY 2030/31. Therefore, capital investment must be limited only to those projects that are essential to maintain the safety and functionality of the current bridge or are required to stay ahead of the deterioration curve. The FY 2022/23 Proposed Budget anticipates three major capital projects. First, inspections of the lift span in 2021 resulted in an engineer's recommendation to replace the lift span wire ropes, budgeted at $1.6 million. Second, various structural strengthening steps to restore the existing weigh rating to 80-tons for vehicles most used by local commodity-based businesses, budgeted at $300,000. Third, construction of a new waterproof membrane and wearing surface on the OR and WA Approach Ramps is scheduled to occur prior to the end of FY 22, but due to uncertainty about completion carried forward into FY 2022/23, budgeted at $200,000. There are many other smaller expenses related to the Bridge, all reflective of maintenance, inspections and repairs normally expected with operations of an interstate bridge.

- Progress continues to be made on long-term bridge replacement efforts. The Final Environmental Impact Statement ("FEIS"), an important pre-condition to bridge replacement is now expected to be completed by fall, 2022. The $5 million allocation obtained from the State of Oregon in HB 2017 has been fully utilized. However, in 2021 the Port was awarded a $5 million BUILD grant from the federal government, a $5 million appropriation from the State of Washington and $5 million of AARPA funds from the State of Oregon. Of these significant resources, the OR grant is expected to be directly transferred in full to the Port; the others will be on a reimbursable basis. The FY 2022/23 Proposed Budget anticipates significantly greater expenditures for Bridge replacement efforts from these new resources, including owner's representative services engineering, project management, organizing and enabling the new Bi-State Bridge Authority and a variety of special studies. In addition, the FY 2022/23 Proposed Budget establishes a new Bridge Replacement Reserve Fund, dedicated to solely to bridge replacement activities. The budget anticipates resources for this new reserve fund will be derived from a toll increase commencing in January 2023 and grants. An increase would need approval by the Commission after considering public comment.

- Continual improvements to tolling operations is Proposed Budget includes funding for continued development of electronic signage, Twilio integration and other administrative tools for the Port's Breeze-By electronic tolling system.

- The FY 2022/23 Proposed Budget anticipates an increase in the Breeze-By toll rate of 10% and an increase to the cash toll rate of $.25 or 13%. These increases are intended to provide revenues for bridge replacement activities, including grant match and future Bi-State Bridge Authority operations. Such an increase would commence in January 2023, and only after Commission approval.

- The Port continues to provide support services to the Port of Cascade Locks (POCL) for implementation of electronic tolling at the Bridge of the Gods. The Port has added about $84,000 of revenues in the FY2022/23 Proposed Budget.

Recreation/Marina

- Several small Marina capital projects were postponed due to the challenges of COVID. The FY 2022/23 Proposed Budget includes an allocation ($35,000) for repairs to the floats in the Marina.

- There is one large capital project for the Marina included in the FY 2022/23 Proposed Budget: replacement of the grounding floats and ramp connection at the Marina Launch Ramp. The Port's financial match would be 60% or $132,300. The balance of the funding comes from a grant from the Oregon State Marina Board.

- In December 2021, the Commission approved a 12% increase in lease rates for Marina tenants for calendar year 2022. The FY 22-23 Proposed Budget does not include a similar increase starting in January 2023, but this should be considered by the Commission given inflation and the need to increase the Marina's operating revenue to allow for a capital reserve.

Airport

- Expansion of the North Ramp and full replacement of the asphalt on the existing North Ramp, two significant capital projects financed primarily thorough grant funding were completed in the last two years. The Port now has a substantial new area served by utilities and ready for vertical construction. However, as mentioned previously, the Port prepared plans and specifications for a new commercial hangar targeted at local technology companies associated with aviation but that project appears infeasible at this time. The Port expects to explore ground leasing as an approach to attract private investment, achieve public policy objectives and modestly increase revenue.

- Similarly, the Airport Layout Plan identifies an area north of the parallel taxiway as a location for a block of T-Hangars or Box Hangars. The FY 2022/23 Proposed Budget includes an appropriation ($50,000) to conduct site/regulatory/financial analyses to fully explore the feasibility of developing hangars in this location, either by the Port or through a ground lease.

- Various smaller capital/maintenance projects are included in the FY 22/3 Proposed Budget including painting the FBO Building ($20,000), runway and hangar lights ($55,000), maintenance of the N. Ramp compensatory wetland ($30,000) and a siting evaluation of the AWOS ($30,000).

- The Port is in negotiations to acquire a commercial hangar. If successful, improvements to the structure will be necessary. The FY 2022/23 Proposed Budget includes $60,000 for this purpose.

- In December 2021, the Commission approved a 10% increase in lease rates for hangar tenants for calendar year 2022. The FY 2022/23 Proposed Budget does not anticipate a similar increase starting in January 2023 but one should be considered by the Commission. The intent of these rate increases is to increase the Airport's operating revenue over expenses to fund capital expenditures and grant match requirements.

Administration & Management

- The Port provides medical insurance for all full-time employees and pays 90% of the premium. Employees pay 10%. Under our current insurance policy, health care costs are expected to increase by less than 1% and this is reflected in the FY 2022/23 Proposed Budget.

- The Port's unfunded PERS obligation is expected to increase slightly for FY 2022/23.

- Typically, the Commission considers an increase in annual staff salary associated with annual change in the Consumers Price Index for the Western Region Class B/C as the benchmark rate. The Proposed Budget includes a CPI increase of 6.2% for eligible staff based on this index. In addition, the FY 2022/23 Proposed Budget proposes a $195,000 contingency in Personal Services. Overall, with the addition to staffing as explained below, personnel costs (Wages, PERS, Healthcare, Taxes) are budgeted to increase by 5.4% without the contingency.

- Continued investment in lobbying and advocacy services, primarily directed at Bridge replacement efforts is projected to stay even in the FY 2021-22 due to ongoing bridge replacement advocacy efforts and various opportunities for infrastructure funding from both federal and state governments. The total budget allocation is $216,000 divided between State and Federal efforts.

- During FY 2021/22 several staffing changes occurred that were designed to better accommodate the increasing workload and prepare a stable operating environment during anticipated staff retirements. The FY 2022/23 Proposed Budget includes the re-classification of two positions with an associated $22,000 budget increase.

- Efforts continued in FY 2021/22 to develop a specific strategy to address the long-term challenge of the Port's fiscal sustainability if a new bridge is operational in FY 2030/31 and the current toll revenue is no longer available. The FY 2022/23 Proposed Budget allocates $65,000 for continued work on this important endeavor including development of a specific long-term financial planning model to evaluate the impact of various revenue and expenditure assumptions over time.

SUMMARY

The FY 2022/23 Proposed Budget reflects project priorities, staffing levels and capital and administration expenditures that staff believe are consistent with the Port's mission and direction from the Port Commission. The Port has successfully managed through the challenges and uncertainty of the COVID-19 pandemic and it appears likely that FY 2022/23 will resemble a

much more normal operating year. Significant progress on bridge replacement efforts has occurred over the last four years and funding is secured for the next, more challenging phases of this lengthy and ongoing effort. Despite the progress, the Port must remain committed to allocating sufficient resources maintain the safe operation of the existing bridge. And the Port must continue to consider reasonable real estate investments and enterprise activities that lead to enhanced revenue streams in the future that can help fill the gap in revenues if the bridge is ultimately replaced. The Port's waterfront properties are highly valued by the public and overall use demands are expected to increase-- smart investments and operational changes need to be considered each year. Finally, organizational changes and establishment of project priorities should be considered to better accommodate the increasing workload and anticipate staffing changes in the years ahead.

GRAPHS

PORT OF HOOD RIVER
Schedule of Revenues
Adopted Budget
FY 2022-23

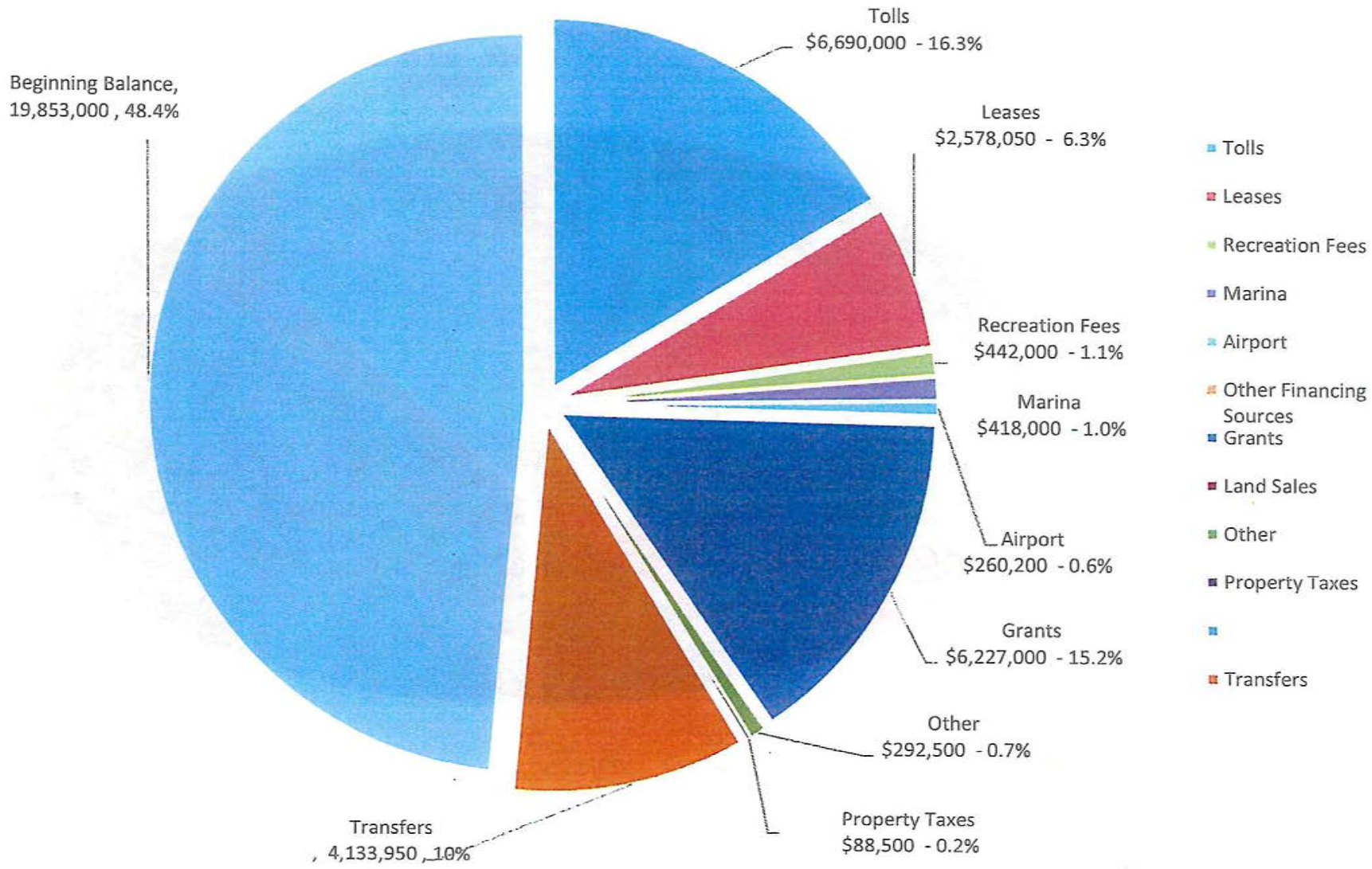

Total Resources - $40,983,200

PORT OF HOOD RIVER
Schedule of Expenditures
Adopted Budget
FY 2022-23

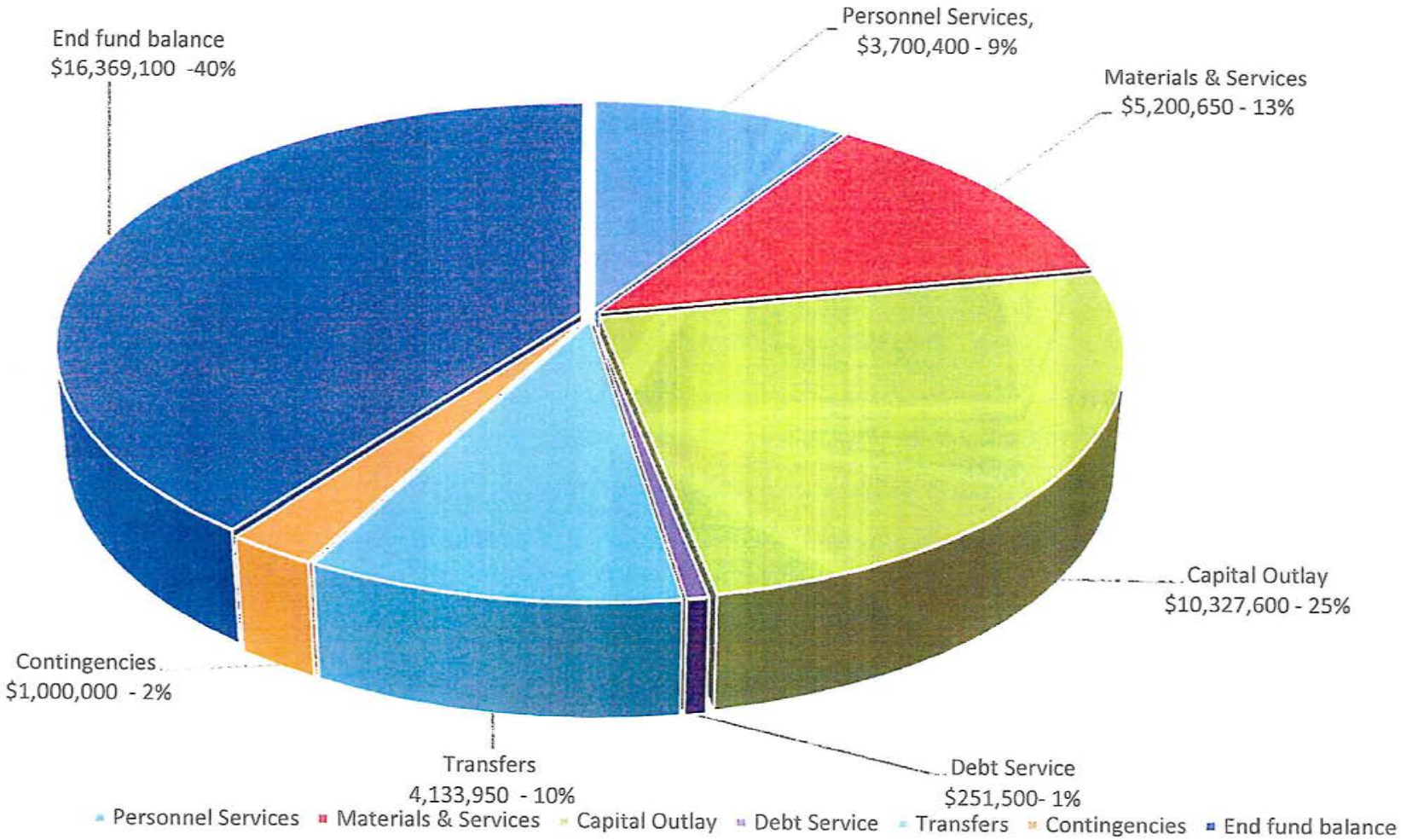

Total Requirements - $40,983,200

BUDGET STATEMENTS

- GENERAL FUND
- REVENUE FUND
- BRIDGE REPAIR & REPLACEMENT FUND

FORM LB-31

PORT OF HOOD RIVER
GENERAL FUND
BUDGET FOR FISCAL YEAR 2022-23

HISTORICAL DATA: 2 YRS PRIOR FY 2019-20	HISTORICAL DATA: 1YR PRIOR FY 2020-21	ADOPTED BUDGET FY 2021-22	RESOURCE & EXPENDITURE DESCRIPTION	BUDGET FY 2022-23: *PROPOSED	BUDGET FY 2022-23: APPROVED	BUDGET FY 2022-23: ADOPTED
			RESOURCE			
$ 292,800	$ 302,759	$ 394,800	Cash on Hand	$ 528,000	$ 528,000	$ 528,000
7,090	2,748	7,000	Interest	8,000	8,000	8,000
299,890	305,507	401,800	**TOTAL CASH AVAILABLE**	536,000	536,000	536,000
76,636	87,601	84,300	Tax Receipts for Current Year	88,500	88,500	88,500
76,636	87,601	84,300	**TOTAL TAXES**	88,500	88,500	88,500
	3,000	2,000	Grants	2,000	2,000	2,000
448,392	597,466	764,250	Transfers from Revenue Fund	935,750	961,250	961,250
$ 824,918	**$ 993,574**	**$ 1,252,350**	**TOTAL RESOURCES**	**$ 1,562,250**	**$ 1,587,750**	**$ 1,587,750**
			EXPENDITURES			
			*****COMMISSION, OFFICE & PARK*****			
			PERSONNEL SERVICES			
5,200	5,850	6,000	Commissioners	6,000	6,000	6,000
79,460	92,632	161,500	Wages & Salaries - Administration	234,100	234,100	234,100
19,694	26,231	35,000	Wages & Benefits - Community Service Initiative	35,000	35,000	35,000
41,439	47,503	84,200	Taxes & Benefits	103,700	103,700	103,700
$ 145,793	**$ 172,216**	**$ 286,700**	**TOTAL PERSONNEL SERVICES**	**$ 378,800**	**$ 378,800**	**$ 378,800**
			MATERIAL & SERVICES			
48,550	48,550	48,550	Office Lease	48,550	48,550	48,550
-	-	1,000	All Utilities	1,000	1,000	1,000
14,660	22,185	36,900	Maintenance, Supplies & Services	36,900	36,900	36,900
12,470	3,444	32,000	Travel and Meeting Expenses	32,000	60,000	60,000
34,222	45,091	51,400	Dues and Memberships	50,400	47,900	47,900
3,425	3,469	4,000	Insurance	4,100	4,100	4,100
153,331	202,333	216,000	Professional Svcs-Bridge Legislative Advocacy	216,000	216,000	216,000
68,048	51,906	103,000	Professional Svcs-Legal & Other	184,500	184,500	184,500
26,380	27,960	39,000	Professional Svcs-Audit/Accounting	39,000	39,000	39,000
10,793	21,479	20,500	Port Newsletter	23,500	23,500	23,500
4,487	1,832	11,500	Press Releases-Promotions/Advertising	11,500	11,500	11,500
$ 376,366	**$ 428,249**	**$ 563,850**	**TOTAL MATERIAL & SERVICES**	**$ 647,450**	**$ 672,950**	**$ 672,950**
			CAPITAL OUTLAY			
		-	Capital Purchase	-	-	-
-	-	-	**TOTAL CAPITAL OUTLAY**	-	-	-
$ 522,159	**$ 600,465**	**$ 850,550**	**TOTAL COMMISSION, OFFICE & PARK**	**$ 1,026,250**	**$ 1,051,750**	**$ 1,051,750**
			*****APPROPRIATIONS*****			
$ 145,793	**$ 172,216**	**$ 286,700**	**PERSONNEL SERVICES**	**$ 378,800**	**$ 378,800**	**$ 378,800**
$ 376,366	**$ 428,249**	**$ 563,850**	**MATERIALS & SERVICES**	**$ 647,450.0**	**$ 672,950.0**	**$ 672,950.0**
$ -	$ -	$ -	**CAPITAL OUTLAY**	$ -	$ -	$ -
$ -	$ -	$ -	**TRANSFERS**	$ -	$ -	$ -
$ 522,159	**$ 600,465**	**$ 850,550**	**TOTAL APPROPRIATIONS**	**$ 1,026,250**	**$ 1,051,750**	**$ 1,051,750**
$ 302,759	**$ 393,109**	**$ 401,800**	**ENDING FUND BALANCE - UNASSIGNED**	**$ 536,000**	**$ 536,000**	**$ 536,000**
$ 824,918	**$ 993,574**	**$ 1,252,350**	**TOTAL REQUIREMENTS**	**$ 1,562,250**	**$ 1,587,750**	**$ 1,587,750**

PORT OF HOOD RIVER
GENERAL FUND
SCHEDULE OF MATERIALS AND SERVICES

	Actuals		Budget		
	2019-20	2020-21	2021-22	2022-23	% Change
Lease	48,550	48,550	48,550	48,550	0%
Utilities					
Electric	-	-	800	800	
Gas	-	-	200	200	
	-	-	1,000	1,000	0%
Supplies and Other					
Phone/IT	5,537	10,639	7,000	18,000	
Copier/Postage	5,580	6,108	7,500	3,000	
GorgeNet/web site		407	1,500	600	
Election		3,089	3,000	1,300	
Training/Software			3,900	3,000	
Audit Filing			400	400	
Notices	59	224	600	600	
Advertising/Communications	880	165	7,000	5,000	
Govt ethics			500	700	
Misc	2,604	1,553	5,500	4,300	
	14,660	22,185	36,900	36,900	0.0%
Travel & Meeting	12,470	3,444	32,000	60,000	88%
Dues & Memberships					
Special Districts Assoc of OR	4,125	4,125	4,500	4,500	
Gorge Technology Alliance	600	600	600	600	
Pacific NW Waterways	6,153	7,700	8,500	8,400	
Oregon Public Ports Assn.		5,789	6,500	7,500	
Rotary Club HR	785	425	1,200	1,200	
Mid-Columbia Energy Council	10,000	10,000	10,000	10,000	
Oregon Economic Dev. Assn.		250	300	300	
Oregon Ethics Commission	659	659	700	700	
Oregon Purchasing Dues	500	500	500	500	
Gorge Sailing/WAAAM/Other	250	250	1,000	1,000	
Oregon Airport Mgmt Assn.		250	500	500	
Mid-Columbia Economic	2,343	2,577	2,600	2,900	
One Gorge	-	2,500	5,000	2,500	
Mid-Columbia Economic - EDG Group	1,000	1,000	1,000	1,000	
Oregon Rail User's League	500	500	500	500	
IBTTA	6,897	6,466	7,000	7,000	
HR Chamber/DBA/Other	410	1,500	5,000	3,300	
	34,222	45,091	50,900	47,900	-5.9%
Insurance					
General Liability	2,583	2,764	2,800	3,150	
Workers Comp	239	260	300	300	
Public Emp	188	30	400	200	
Treasurer Bond	415	415	500	450	
	3,425	3,469	4,000	4,100	2.5%
Professional Services					
Federal Govt Affairs	70,164	91,333	96,000	96,000	
State Govt Affairs	83,167	111,000	120,000	120,000	
IT	383	-	5,000	5,000	
Other	43,811	26,041	63,000	124,500	$65k financial Plan
Legal	19,654	21,665	30,000	50,000	$20k recruitment
Retainer	4,200	4,200	5,000	5,000	
	221,379	254,239	319,000	400,500	25.5%
Audit					
Regular	26,380	27,960	29,000	29,000	
Fed Single/Pension	-	-	10,000	10,000	
	26,380	27,960	39,000	39,000	0%
Miscellaneous					
Newsletters	10,793	21,479	20,500	23,500	
Press Releases/Advertisements	4,487	1,832	11,500	11,500	
	15,280	**23,311**	**32,000**	**35,000**	9%
Total General Fund	$ 376,366	$ 428,249	$ 563,350	$ 672,950	19.5%

FORM LB 20

PORT OF HOOD RIVER
REVENUE FUND
BUDGET FOR FISCAL YEAR 2022-23

	HISTORICAL DATA			RESOURCE DESCRIPTION	BUDGET FY 2022-23		
	2YRS PRIOR FY 2019-20	1YR PRIOR FY 2020-21	ADOPTED BUDGET FY 2021-22		PROPOSED	APPROVED	ADOPTED
1				CASH ON HAND-UNRESTRICTED			
2	$ 6,512,658	$ 6,512,658	$ 9,527,000	AVAILABLE CASH ON HAND (CASH BASIS)	$ 11,500,000	$ 11,500,000	$ 11,500,000
3	167,332	182,592	100,000	INTEREST	100,000	100,000	100,000
4	*$ 6,679,990*	*$ 6,695,250*	*$ 9,627,000*	*TOTAL CASH AVAILABLE*	*$ 11,600,000*	*$ 11,600,000*	*$ 11,600,000*
5							
6				**TOLL BRIDGE**			
7	$ 5,325,531	$ 5,325,530	$ 6,249,000	BRIDGE TOLLS	$ 6,690,000	$ 6,690,000	$ 6,690,000
8	12,000	12,000	12,500	CABLE CROSSING LEASES	21,000	21,000	21,000
9	74,137	74,137	78,000	BREEZEBY INTERAGENCIES	84,000	84,000	84,000
10	80,748	80,748	135,000	OTHER	25,000	25,000	25,000
11	**$ 5,492,416**	**$ 5,492,415**	**$ 6,474,500**	**TOTAL TOLL BRIDGE**	**$ 6,820,000**	**$ 6,820,000**	**$ 6,820,000**
12							
13				**INDUSTRIAL BUILDINGS**			
14				*****Big 7 Building*****			
15	$ 296,167	$ 285,691	$ 343,400	LEASE INCOME	$ 343,400	$ 343,400	$ 343,400
16	61,594	47,854	41,600	REIMBURSABLE UTILITIES	42,800	42,800	42,800
17	24,325	18,826	17,300	PROPERTY TAX	18,800	18,800	18,800
18		24,108		OTHER			
19	$ 382,086	$ 376,479	$ 402,300	TOTAL BIG 7 BUILDING	$ 405,000	$ 405,000	$ 405,000
20				*****Jensen Property*****			
21	411,428	520,964	672,600	LEASE INCOME	606,400	606,400	606,400
22	46,007	14,176	-	REIMBURSABLE UTILITIES	-	-	-
23	37,080	6,654	-	PROPERTY TAX	-	-	-
24	1,860,534	59,574	-	FINANCING SOURCES/INSURANCE	20,000	20,000	20,000
25	$ 2,355,049	$ 601,368	$ 672,600	TOTAL JENSEN PROPERTY	$ 626,400	$ 626,400	$ 626,400
26				*****Maritime Building*****			
27	377,428	312,971	407,400	LEASE INCOME	352,000	352,000	352,000
28	1,964	-	-	REIMBURSABLE UTILITIES	-	-	-
29	-	-	-	PROPERTY TAX	-	-	-
30			-	FINANCING SOURCES	-	-	-
31	$ 379,392	$ 312,971	$ 407,400	TOTAL MARITIME BUILDING	$ 352,000	$ 352,000	$ 352,000
32				*****Halyard Building*****			
33	201,620	240,337	624,100	LEASE INCOME	643,800	643,800	643,800
34	211,076	144,465	-	REIMBURSABLE UTILITIES	-	-	-
35	42,327	29,807	-	PROPERTY TAXES	-	-	-
36	-	100,000		OTHER			
37	$ 455,023	$ 514,609	$ 624,100	TOTAL HALYARD BUILDING	$ 643,800	$ 643,800	$ 643,800
38				*****Timber Incubator Property*****			
39	81,077	88,199	93,100	LEASE INCOME	95,100	95,100	95,100
40	7,947	7,606	1,600	REIMBURSABLE UTILITIES	7,400	7,400	7,400
41	6,006	5,562	1,900	PROPERTY TAXES	6,100	6,100	6,100
42	$ 95,030	$ 101,367	$ 96,600	TOTAL TIMBER INCUBATOR PROPERTY	$ 108,600	$ 108,600	$ 108,600
43				*****Wasco Street Business Park*****			
44	239,505	251,607	334,100	LEASE INCOME	275,000	275,000	275,000
45	2,164	-	-	REIMBURSABLE UTILITIES	-	-	-
46	2,594	1,385	-	PROPERTY TAXES	-	-	-
47	$ 244,263	$ 252,992	$ 334,100	TOTAL WASCO STREET BUSINESS PARK	$ 275,000	$ 275,000	$ 275,000
48				*****Hanel Lower Mill*****			
49		15,015	60,750	LEASE INCOME	16,000	16,000	16,000
50			1,250,000	OTHER FINANCING SOURCES	-	-	-

FORM LB 20

PORT OF HOOD RIVER
REVENUE FUND
BUDGET FOR FISCAL YEAR 2022-23

	HISTORICAL DATA			RESOURCE DESCRIPTION	BUDGET FY 2022-23			
	2YRS PRIOR FY 2019-20	1YR PRIOR FY 2020-21	ADOPTED BUDGET FY 2021-22		PROPOSED	APPROVED	ADOPTED	
51			$ 734,400	LAND SALES	-	-	-	51
52	$ -	$ 15,015	$ 2,045,150	TOTAL UTS PORTSITE AND NEW SITE	$ 16,000	$ 16,000	$ 16,000	52
53	**$ 3,910,843**	**$ 2,174,801**	**$ 4,582,250**	**TOTAL INDUSTRIAL BUILDINGS**	**$ 2,426,800**	**$ 2,426,800**	**$ 2,426,800**	53
54								54
55				**COMMERCIAL BUILDINGS**				55
56				****State DMV Office Building****				56
57	39,773	42,653	36,000	LEASE INCOME	49,500	49,500	49,500	57
58	-	-	-	REIMBURSABLE UTILITIES	-	-	-	58
59	926	-		TI CONTRIBUTION				59
60	$ 40,699	$ 42,653	$ 36,000	TOTAL STATE DMV OFFICE BUILDING	$ 49,500	$ 49,500	$ 49,500	60
61				****Marina Office Building****				61
62	73,103	35,625	71,300	LEASE INCOME	71,300	71,300	71,300	62
63	11,402	4,064	2,400	REIMBURSABLE UTILITIES	1,600	1,600	1,600	63
64	7,787	1,840	1,600	PROPERTY TAX	300	300	300	64
65				TI CONTRIBUTION				65
66	$ 92,292	$ 41,529	$ 75,300	TOTAL MARINA OFFICE BUILDING	$ 73,200	$ 73,200	$ 73,200	66
67				****Port Office****				67
68	48,550	48,550	48,550	LEASE INCOME	48,550	48,550	48,550	68
69	-	-	-	REIMBURSABLE UTILITIES	-	-	-	69
70	$ 48,550	$ 48,550	$ 48,550	TOTAL PORT OFFICE	$ 48,550	$ 48,550	$ 48,550	70
71	**$ 181,541**	**$ 132,732**	**$ 159,850**	**TOTAL COMMERCIAL BUILDINGS**	**$ 171,250**	**$ 171,250**	**$ 171,250**	71
72								72
73				**WATERFRONT INDUSTRIAL LAND**				73
74				LEASE INCOME				74
75				FINANCING SOURCE				75
76	4,969	13,875	10,000	OTHER INCOME	15,500	15,500	15,500	76
77	17,955	-	-	INCOME FROM GRANTS	1,000,000	1,000,000	1,000,000	77
78	104,558	141,970	124,000	PARKING	154,300	154,300	154,300	78
79	**$ 127,482**	**$ 155,845**	**$ 134,000**	**TOTAL WATERFRONT INDUSTRIAL LAND**	**$ 1,169,800**	**$ 1,169,800**	**$ 1,169,800**	79
80								80
81				**WATERFRONT RECREATION**				81
82				*****Event Site*****				82
83	100,436	162,954	120,000	-EVENT SITE ANNUAL PASSES	163,000	163,000	163,000	83
84	55,194	43,042	40,000	-EVENT SITE DAY PASSES	45,000	45,000	45,000	84
85	8,800	2,604	9,300	-EVENT SITE SPECIAL EVENTS	16,200	16,200	16,200	85
86	20,073	54,899	14,500	-SAILING SCHOOLS/CONCESSIONS	14,500	14,500	14,500	86
87	$ 184,503	$ 263,499	$ 183,800	TOTAL WATERFRONT EVENT SITE	$ 238,700	$ 238,700	$ 238,700	87
88				*****Hook/Spit/Nichols****				88
89	3,514	4,850	6,800	SAILING SCHOOLS/CONCESSION/SPECIAL EVENTS	10,000	10,000	10,000	89
90	1,468	1,638	2,600	NICHOLS CONCESSION/SPECIAL EVENTS/LEASE	2,600	2,600	2,600	90
91		27,000	-	GRANT	-	-	-	91
92	$ 4,982	$ 33,488	$ 9,400	TOTAL HOOK/SPIT	$ 12,600	$ 12,600	$ 12,600	92
93				*****Marina Park*****				93
94	7,303	7,426	7,600	SHOP BUILDING #3	7,800	7,800	7,800	94
95	1,140	10,240	1,100	UTILITES	1,200	1,200	1,200	95
96	1,441	1,499	1,600	TAXES	1,600	1,600	1,600	96
97	2,832	8,200	3,500	CONCESSIONS/OTHER	6,000	6,000	6,000	97
98	2,144	221	3,000	SHOWERS	1,000	1,000	1,000	98
99	2,400	1,050	3,000	SPECIAL EVENTS	3,300	3,300	3,300	99
100		9,000	-	GRANT	-	-	-	100

FORM LB 20

PORT OF HOOD RIVER
REVENUE FUND
BUDGET FOR FISCAL YEAR 2022-23

	HISTORICAL DATA			RESOURCE DESCRIPTION	BUDGET FY 2022-23			
	2YRS PRIOR FY 2019-20	1YR PRIOR FY 2020-21	ADOPTED BUDGET FY 2021-22		PROPOSED	APPROVED	ADOPTED	
101	$ 17,260	$ 37,636	$ 19,800	TOTAL MARINA PARK	$ 20,900	$ 20,900	$ 20,900	101
102	**$ 206,745**	**$ 334,623**	**$ 213,000**	**TOTAL WATERFRONT RECREATION**	**$ 272,200**	**$ 272,200**	**$ 272,200**	102
103								103
104				****MARINA ****				104
105	228,752	243,594	240,500	MOORAGE SLIP LEASE INCOME	268,700	268,700	268,700	105
106	84,671	80,530	84,900	MOORAGE ASSESSMENT	84,900	84,900	84,900	106
107	7,000	7,000	7,000	STATE MARINE BOARD	7,000	7,000	7,000	107
108	26,253	25,157	30,000	REIMBURSABLE UTILITIES	22,300	22,300	22,300	108
109	9,368	14,475	10,000	MISCELLANEOUS-Transient dock	24,000	24,000	24,000	109
110	11,400	9,645	16,900	CRUISE SHIPS	18,100	18,100	18,100	110
111	-	-	132,300	GRANT	132,300	132,300	132,300	111
112	**$ 367,444**	**$ 380,401**	**$ 521,600**	**TOTAL MARINA**	**$ 557,300**	**$ 557,300**	**$ 557,300**	112
113								113
114				**AIRPORT**				114
115	126,465	136,322	143,900	T-HANGARS LEASES INCOME	152,200	152,200	152,200	115
116	28,254	31,762	40,900	HANGAR 1 LEASE INCOME	47,400	47,400	47,400	116
117	22,315	23,021	23,100	HANGAR LEASE INCOME	23,500	23,500	23,500	117
118	24,754	17,289	21,900	LAND LEASES	24,100	24,100	24,100	118
119	13,041	13,795	6,400	REIMBURSED UTILITIES	8,000	8,000	8,000	119
120	3,309	3,668	23,800	PROPERTY TAX	4,000	4,000	4,000	120
121	1,389,445	2,513,283	261,600	GRANT	385,700	385,700	385,700	121
122			3,300,000	LOANS	-	-	-	122
123	1,185	2,200	1,000	MISCELLANEOUS	1,000	1,000	1,000	123
124	**$ 1,608,768**	**$ 2,741,340**	**$ 3,822,600**	**TOTAL AIRPORT**	**$ 645,900**	**$ 645,900**	**$ 645,900**	124
125								125
126								126
127				**GENERAL**				127
128	-	-	2,500	ADMINISTRATION GRANTS	2,500	2,500	2,500	128
129	-	-		EMPLOYEE MEDICAL				129
130	3,451	3,451	16,000	MISCELLANEOUS	9,000	9,000	9,000	130
131	**$ 3,451**	**$ 3,451**	**$ 18,500**	**TOTAL GENERAL**	**$ 11,500**	**$ 11,500**	**$ 11,500**	131
132								132
133	**$ 18,578,680**	**$ 18,110,858**	**$ 25,553,300**	**TOTAL RESOURCES**	**$ 23,674,750**	**$ 23,674,750**	**$ 23,674,750**	133

FORM LB 31

PORT OF HOOD RIVER
REVENUE FUND
BUDGET FOR FISCAL YEAR 2022-23

	HISTORICAL DATA			EXPENDITURES DESCRIPTION	BUDGET FY 2022-23		
	2YRS PRIOR FY 2019-20	1 YR PRIOR FY 2020-21	ADOPTED BUDGET FY 2021-22		PROPOSED	APPROVED	ADOPTED
				TOLL BRIDGE			
				PERSONNEL SERVICES			
	$ 743,363	$ 803,841	$ 861,200	WAGES & SALARIES	$ 966,700	$ 966,700	$ 966,700
	308,695	345,224	430,300	TAXES & BENEFITS	447,500	447,500	447,500
	$ 1,052,058	$ 1,149,065	$ 1,291,500	TOTAL PERSONNEL SERVICES	$ 1,414,200	$ 1,414,200	$ 1,414,200
				MATERIALS & SERVICES			
	16,459	15,558	21,000	ALL UTILITIES	18,000	18,000	18,000
	8,790	19,644	50,000	FIXED MAINTENANCE	50,000	50,000	50,000
	293,859	310,077	312,000	INSURANCE	327,000	327,000	327,000
	294,199	214,962	406,000	PROFESSIONAL SERVICES -Other	333,000	333,000	333,000
	29,141	4,205	20,000	PROFESSIONAL SERVICES -Legal	20,000	20,000	20,000
	137,472	166,455	200,000	CREDIT CARD PROCESSING	185,000	185,000	185,000
	88,020	1,220	35,000	TRANSPONDER WRITE-OFF	30,000	30,000	30,000
	81,875	87,940	291,000	MISCELLANEOUS REPAIRS & PURCHASES	245,000	245,000	245,000
	$ 949,815	$ 820,061	$ 1,335,000	TOTAL MATERIALS & SERVICES	$ 1,208,000	$ 1,208,000	$ 1,208,000
				CAPITAL OUTLAY			
	122,229	49,000	192,600	CAPITAL PURCHASE	190,000	190,000	190,000
	$ 122,229	$ 49,000	$ 192,600	TOTAL CAPITAL OUTLAY	$ 190,000	$ 190,000	$ 190,000
	$ 2,124,102	**$ 2,018,126**	**$ 2,819,100**	**TOTAL TOLL BRIDGE**	**$ 2,812,200**	**$ 2,812,200**	**$ 2,812,200**
				INDUSTRIAL BUILDINGS			
				******Big 7 Building******			
				PERSONNEL SERVICES			
	35,195	35,650	39,300	WAGES & SALARIES	43,500	43,500	43,500
	16,375	18,041	23,500	TAXES & BENEFITS	23,500	23,500	23,500
	$ 51,570	$ 53,691	$ 62,800	TOTAL PERSONNEL SERVICES	$ 67,000	$ 67,000	$ 67,000
				MATERIALS & SERVICES			
	66,344	67,171	71,000	ALL UTILITIES	71,000	71,000	71,000
	16,782	18,824	20,000	FIXED MAINTENANCE	20,000	20,000	20,000
	12,873	13,873	14,200	INSURANCE	14,800	14,800	14,800
	27,283	26,659	28,000	PROPERTY TAX	28,000	28,000	28,000
	-	225	3,000	PROFESSIONAL SERVICES-Design & Engineering	5,000	5,000	5,000
	2,557	3,690	4,000	PROFESSIONAL SERVICES-Legal	4,000	4,000	4,000
	31,550	35,441	38,000	MISCELLANEOUS REPAIRS & PURCHASES	38,000	38,000	38,000
	$ 157,389	$ 165,883	$ 178,200	TOTAL MATERIALS & SERVICES	$ 180,800	$ 180,800	$ 180,800
				CAPITAL OUTLAY			
	26,731	-	39,000	CAPITAL PURCHASES	32,000	32,000	32,000
	$ 26,731	$ -	$ 39,000	TOTAL CAPITAL OUTLAY	$ 32,000	$ 32,000	$ 32,000
	$ 235,690	*$ 219,574*	*$ 280,000*	*TOTAL BIG 7 BUILDING*	*$ 279,800*	*$ 279,800*	*$ 279,800*
				******Jensen Property******			
				PERSONNEL SERVICES			
	40,891	40,859	45,500	WAGES & SALARIES	50,300	50,300	50,300
	19,072	20,172	26,900	TAXES & BENEFITS	26,600	26,600	26,600
	$ 59,963	$ 61,031	$ 72,400	TOTAL PERSONNEL SERVICES	$ 76,900	$ 76,900	$ 76,900
				MATERIALS & SERVICES			
	88,031	89,863	95,000	ALL UTILITIES	95,000	95,000	95,000
	11,208	12,066	20,000	FIXED MAINTENANCE	21,000	21,000	21,000
	8,125	8,756	9,200	INSURANCE	9,300	9,300	9,300
	43,106	41,598	44,000	PROPERTY TAX	46,000	46,000	46,000
	-	-	5,000	PROFESSIONAL SERVICES-Design & Engineering	5,000	5,000	5,000
	29,229	1,890	17,100	PROFESSIONAL SERVICES-Legal	8,000	8,000	8,000
	10,914	10,862	13,000	MISCELLANEOUS REPAIRS & PURCHASES	13,000	13,000	13,000
	$ 190,613	$ 165,035	$ 203,300	TOTAL MATERIAL & SERVICES	$ 197,300	$ 197,300	$ 197,300

PORT OF HOOD RIVER
REVENUE FUND
BUDGET FOR FISCAL YEAR 2022-23

	HISTORICAL DATA			EXPENDITURES DESCRIPTION	BUDGET FY 2022-23			
	2YRS PRIOR FY 2019-20	1 YR PRIOR FY 2020-21	ADOPTED BUDGET FY 2021-22		PROPOSED	APPROVED	ADOPTED	
52				CAPITAL OUTLAY				52
53	108,242	29,785	189,400	CAPITAL PURCHASES	130,000	130,000	130,000	53
54	$ 108,242	$ 29,785	$ 189,400	TOTAL CAPITAL OUTLAY	$ 130,000	$ 130,000	$ 130,000	54
55				DEBT SERVICE				55
56	128,429	1,996,843	160,000	PRINCIPAL & INTEREST	158,000	158,000	158,000	56
57	$ 128,429	$ 1,996,843	$ 160,000	TOTAL DEBT SERVICE	$ 158,000	$ 158,000	$ 158,000	57
58	*$ 487,247*	*$ 2,252,694*	*$ 625,100*	*TOTAL JENSEN PROPERTY*	*$ 562,200*	*$ 562,200*	*$ 562,200*	58
59				******Maritime Building******				59
60				PERSONNEL SERVICES				60
61	26,189	25,478	28,300	WAGES & SALARIES	31,400	31,400	31,400	61
62	12,341	12,670	16,800	TAXES & BENEFITS	16,800	16,800	16,800	62
63	$ 38,530	$ 38,148	$ 45,100	TOTAL PERSONNEL SERVICES	$ 48,200	$ 48,200	$ 48,200	63
64				MATERIALS & SERVICES				64
65	26,638	25,889	30,000	ALL UTILITIES	36,000	36,000	36,000	65
66	914	576	5,000	FIXED MAINTENANCE	3,000	3,000	3,000	66
67	5,477	5,903	6,200	INSURANCE	6,300	6,300	6,300	67
68	16,200	16,034	17,000	PROPERTY TAX	18,700	18,700	18,700	68
69	-	-	5,000	PROFESSIONAL SERVICES-Design & Engineering	5,000	5,000	5,000	69
70	410	175	5,000	PROFESSIONAL SERVICES-Legal	5,000	5,000	5,000	70
71	2,014	2,209	4,000	MISCELLANEOUS REPAIRS & PURCHASES	3,000	3,000	3,000	71
72	$ 51,653	$ 50,786	$ 72,200	TOTAL MATERIALS & SERVICES	$ 77,000	$ 77,000	$ 77,000	72
73				CAPITAL OUTLAY				73
74	-	-	20,000	CAPITAL PURCHASES	300,000	300,000	300,000	74
75	$ -	$ -	$ 20,000	TOTAL CAPITAL OUTLAY	$ 300,000	$ 300,000	$ 300,000	75
76	*$ 90,183*	*$ 88,934*	*$ 137,300*	*TOTAL MARITIME BUILDING*	*$ 425,200*	*$ 425,200*	*$ 425,200*	76
77				******Halyard Building******				77
78				PERSONNEL SERVICES				78
79	40,980	39,342	43,800	WAGES & SALARIES	48,500	48,500	48,500	79
80	19,239	19,823	26,100	TAXES & BENEFITS	25,900	25,900	25,900	80
81	$ 60,219	$ 59,165	$ 69,900	TOTAL PERSONNEL SERVICES	$ 74,400	$ 74,400	$ 74,400	81
82				MATERIALS & SERVICES				82
83	191,726	215,724	214,000	ALL UTILITIES	263,000	263,000	263,000	83
84	29,404	27,119	31,000	FIXED MAINTENANCE	48,000	48,000	48,000	84
85	4,708	5,073	5,400	INSURANCE	5,400	5,400	5,400	85
86	60,456	60,036	63,500	PROPERTY TAX	65,800	65,800	65,800	86
87	4,086	500	5,000	PROFESSIONAL SERVICES-Design & Engineering	5,000	5,000	5,000	87
88	2,027	36,672	5,000	PROFESSIONAL SERVICES-Legal	5,000	5,000	5,000	88
89	2,893	3,916	5,000	MISCELLANEOUS REPAIRS & PURCHASES	5,000	5,000	5,000	89
90	$ 295,300	$ 349,040	$ 328,900	TOTAL MATERIALS & SERVICES	$ 397,200	$ 397,200	$ 397,200	90
91				CAPITAL OUTLAY				91
92	-	260,000	20,000	CAPITAL PURCHASES	30,000	30,000	30,000	92
93	$ -	$ 260,000	$ 20,000	TOTAL CAPITAL OUTLAY	$ 30,000	$ 30,000	$ 30,000	93
94	*$ 355,519*	*$ 668,205*	*$ 418,800*	*TOTAL HALYARD BUILDING*	*$ 501,600*	*$ 501,600*	*$ 501,600*	94
95				******Timber Incubator Property******				95
96				PERSONNEL SERVICES				96
97	18,472	18,417	20,600	WAGES & SALARIES	22,300	22,300	22,300	97
98	8,725	9,027	12,000	TAXES & BENEFITS	11,800	11,800	11,800	98
99	$ 27,197	$ 27,444	$ 32,600	TOTAL PERSONNEL SERVICES	$ 34,100	$ 34,100	$ 34,100	99
100				MATERIALS & SERVICES				100
101	10,578	12,141	15,000	ALL UTILITIES	15,000	15,000	15,000	101
102	4,041	3,298	5,000	FIXED MAINTENANCE	5,000	5,000	5,000	102
103	640	690	800	INSURANCE	800	800	800	103

FORM LB 31

PORT OF HOOD RIVER
REVENUE FUND
BUDGET FOR FISCAL YEAR 2022-23

	HISTORICAL DATA 2YRS PRIOR FY 2019-20	HISTORICAL DATA 1 YR PRIOR FY 2020-21	ADOPTED BUDGET FY 2021-22	EXPENDITURES DESCRIPTION	BUDGET FY 2022-23 PROPOSED	BUDGET FY 2022-23 APPROVED	BUDGET FY 2022-23 ADOPTED	
104	7,130	7,567	8,000	PROPERTY TAX	8,000	8,000	8,000	104
105	-	-	2,000	PROFESSIONAL SERVICES-Design & Engineering	2,000	2,000	2,000	105
106	8,143	1,290	5,000	PROFESSIONAL SERVICES-Legal	5,000	5,000	5,000	106
107	481	502	2,000	MISCELLANEOUS REPAIRS & PURCHASES	2,000	2,000	2,000	107
108	$ 31,013	$ 25,488	$ 37,800	TOTAL MATERIALS & SERVICES	$ 37,800	$ 37,800	$ 37,800	108
109				CAPITAL OUTLAY				109
110			25,000	CAPITAL PURCHASES	10,000	10,000	10,000	110
111	$ -	$ -	$ 25,000	TOTAL CAPITAL OUTLAY	$ 10,000	$ 10,000	$ 10,000	111
112	*$ 58,210*	*$ 52,932*	*$ 95,400*	*TOTAL TIMBER INCUBATOR PROPERTY*	*$ 81,900*	*$ 81,900*	*$ 81,900*	112
113				******Wasco Street Business Park******				113
114				PERSONNEL SERVICES				114
115	32,997	31,873	35,400	WAGES & SALARIES	38,400	38,400	38,400	115
116	15,447	16,083	21,500	TAXES & BENEFITS	21,500	21,500	21,500	116
117	$ 48,444	$ 47,956	$ 56,900	TOTAL PERSONNEL SERVICES	$ 59,900	$ 59,900	$ 59,900	117
118				MATERIALS & SERVICES				118
119	32,372	32,049	32,000	ALL UTILITIES	33,000	33,000	33,000	119
120	12,396	9,754	10,000	FIXED MAINTENANCE	10,000	10,000	10,000	120
121	5,625	6,062	6,400	INSURANCE	6,500	6,500	6,500	121
122	27,665	30,037	31,800	PROPERTY TAX	33,000	33,000	33,000	122
123	-	194	2,000	PROFESSIONAL SERVICES-Design & Engineering	2,000	2,000	2,000	123
124	44	-	3,000	PROFESSIONAL SERVICES-Legal	3,000	3,000	3,000	124
125	9,406	4,744	10,000	MISCELLANEOUS REPAIRS & PURCHASES	7,000	7,000	7,000	125
126	$ 87,508	$ 82,840	$ 95,200	TOTAL MATERIALS & SERVICES	$ 94,500	$ 94,500	$ 94,500	126
127				CAPITAL OUTLAY				127
128	84,822	84,822	50,000	CAPITAL PURCHASES	50,000	50,000	50,000	128
129	$ 84,822	$ 84,822	$ 50,000	TOTAL CAPITAL OUTLAY	$ 50,000	$ 50,000	$ 50,000	129
130	*$ 220,774*	*$ 215,618*	*$ 202,100*	*TOTAL WASCO STREET BUSINESS PARK*	*$ 204,400*	*$ 204,400*	*$ 204,400*	130
131				******HANEL LOWER MILL******				131
132				PERSONNEL SERVICES				132
133	23,384	21,988	25,800	WAGES & SALARIES	30,200	30,200	30,200	133
134	11,307	10,383	14,500	TAXES & BENEFITS	13,100	13,100	13,100	134
135	$ 34,691	$ 32,371	$ 40,300	TOTAL PERSONNEL SERVICES	$ 43,300	$ 43,300	$ 43,300	135
136				MATERIALS & SERVICES				136
137	2,463	2,844	4,000	ALL UTILITIES	4,000	4,000	4,000	137
138	129	430	5,000	FIXED MAINTENANCE	3,000	3,000	3,000	138
139	631	680	800	INSURANCE	800	800	800	139
140	1,679	5,310	7,000	PROFESSIONAL SERVICES-Design & Engineering	55,000	55,000	55,000	140
141	2,379	5,835	8,000	PROFESSIONAL SERVICES-Legal	7,000	7,000	7,000	141
142	1,935	(652)	3,000	MISCELLANEOUS REPAIRS & PURCHASES	3,000	3,000	3,000	142
143	$ 9,216	$ 14,447	$ 27,800	TOTAL MATERIALS & SERVICES	$ 72,800	$ 72,800	$ 72,800	143
144				CAPITAL OUTLAY				144
145	114,257	17,087	1,285,000	CAPITAL PURCHASES	275,000	275,000	275,000	145
146	$ 114,257	$ 17,087	$ 1,285,000	TOTAL CAPITAL OUTLAY	$ 275,000	$ 275,000	$ 275,000	146
147	-	-	97,600	PRINCIPAL & INTEREST				147
148	$ -	$ -	$ 97,600	TOTAL DEBT SERVICE	$ -	$ -	$ -	148
149	*$ 158,164*	*$ 63,905*	*$ 1,450,700*	*TOTAL HANEL LOWER MILLS*	*$ 391,100*	*$ 391,100*	*$ 391,100*	149
150	**$ 1,605,787**	**$ 3,561,862**	**$ 3,209,400**	**TOTAL INDUSTRIAL BUILDINGS**	**$ 2,446,200**	**$ 2,446,200**	**$ 2,446,200**	150
151				**COMMERCIAL BUILDINGS**				151
152				******State DMV Office Building******				152
153				PERSONNEL SERVICES				153

PORT OF HOOD RIVER
REVENUE FUND
BUDGET FOR FISCAL YEAR 2022-23

	HISTORICAL DATA 2YRS PRIOR FY 2019-20	HISTORICAL DATA 1 YR PRIOR FY 2020-21	ADOPTED BUDGET FY 2021-22	EXPENDITURES DESCRIPTION	BUDGET FY 2022-23 PROPOSED	BUDGET FY 2022-23 APPROVED	BUDGET FY 2022-23 ADOPTED	
154	15,613	15,573	17,500	WAGES	19,000	19,000	19,000	154
155	7,370	7,791	10,300	BENEFITS	10,200	10,200	10,200	155
156	$ 22,983	$ 23,364	$ 27,800	TOTAL PERSONNEL SERVICES	$ 29,200	$ 29,200	$ 29,200	156
157				MATERIALS & SERVICES				157
158	6,984	4,583	9,000	ALL UTILITIES	7,000	7,000	7,000	158
159	6,853	4,221	7,000	FIXED MAINTENANCE	7,000	7,000	7,000	159
160	1,344	1,449	1,500	INSURANCE	1,600	1,600	1,600	160
161	4,022	3,991	4,200	PROPERTY TAX	4,200	4,200	4,200	161
162	-	-	2,000	PROFESSIONAL SERVICES-Design & Engineering	2,000	2,000	2,000	162
163	175	1,675	2,000	PROFESSIONAL SERVICES-Legal	2,000	2,000	2,000	163
164	22,462	23,788	27,000	MISCELLANEOUS REPAIRS & PURCHASES	27,000	27,000	27,000	164
165	$ 41,840	$ 39,707	$ 52,700	TOTAL MATERIALS & SERVICES	$ 50,800	$ 50,800	$ 50,800	165
166				CAPITAL OUTLAY				166
167	-	-	25,000	CAPITAL PURCHASES	75,000	75,000	75,000	167
168	$ -	$ -	$ 25,000	TOTAL CAPITAL OUTLAY	$ 75,000	$ 75,000	$ 75,000	168
169	*$ 64,823*	*$ 63,071*	*$ 105,500*	*TOTAL STATE DMV OFFICE BUILDING*	*$ 155,000*	*$ 155,000*	*$ 155,000*	169
170				******Marina Office Building******				170
171				PERSONNEL SERVICES				171
172	25,509	25,356	27,300	WAGES	29,600	29,600	29,600	172
173	11,901	12,576	16,700	BENEFITS	17,000	17,000	17,000	173
174	$ 37,410	$ 37,932	$ 44,000	TOTAL PERSONNEL SERVICES	$ 46,600	$ 46,600	$ 46,600	174
175				MATERIALS & SERVICES				175
176	14,751	10,454	16,000	ALL UTILITIES	13,000	13,000	13,000	176
177	11,542	15,012	10,000	FIXED MAINTENANCE	12,000	12,000	12,000	177
178	3,585	3,863	4,100	INSURANCE	4,100	4,100	4,100	178
179	9,979	9,903	10,500	PROPERTY TAX	10,400	10,400	10,400	179
180	-	-	2,000	PROFESSIONAL SERVICES-Design & Engineering	2,000	2,000	2,000	180
181	851	1,450	2,000	PROFESSIONAL SERVICES-Legal	4,000	4,000	4,000	181
182	7,301	9,845	11,000	MISCELLANEOUS REPAIRS & PURCHASES	12,000	12,000	12,000	182
183	$ 48,009	$ 50,527	$ 55,600	TOTAL MATERIALS & SERVICES	$ 57,500	$ 57,500	$ 57,500	183
184				CAPITAL OUTLAY				184
185	7,091	-	30,000	CAPITAL PURCHASES	10,000	10,000	10,000	185
186	$ 7,091	$ -	$ 30,000	TOTAL CAPITAL OUTLAY	$ 10,000	$ 10,000	$ 10,000	186
187	*$ 92,510*	*$ 88,459*	*$ 129,600*	*TOTAL MARINA OFFICE BUILDING*	*$ 114,100*	*$ 114,100*	*$ 114,100*	187
188				******Port Office******				188
189				PERSONNEL SERVICES				189
190	23,886	24,460	26,400	WAGES	28,500	28,500	28,500	190
191	11,045	12,342	16,100	BENEFITS	16,400	16,400	16,400	191
192	$ 34,931	$ 36,802	$ 42,500	TOTAL PERSONNEL SERVICES	$ 44,900	$ 44,900	$ 44,900	192
193				MATERIALS & SERVICE				193
194	17,698	8,925	19,000	ALL UTILITIES	16,000	16,000	16,000	194
195	7,820	7,352	8,000	FIXED MAINTENANCE	10,000	10,000	10,000	195
196	2,558	2,757	2,900	INSURANCE	3,000	3,000	3,000	196
197	-	-	1,000	PROFESSIONAL SERVICES-Design & Engineering	2,000	2,000	2,000	197
198	-	-	1,000	PROFESSIONAL SERVICES-Legal	1,000	1,000	1,000	198
199	7,930	3,549	6,000	MISCELLANEOUS REPAIRS & PURCHASES	5,000	5,000	5,000	199
200	$ 36,006	$ 22,583	$ 37,900	TOTAL MATERIALS & SERVICES	$ 37,000	$ 37,000	$ 37,000	200
201				CAPITAL OUTLAY				201
202	72,806	26,745	140,000	CAPITAL PURCHASES	100,000	50,000	50,000	202
203	$ 72,806	$ 26,745	$ 140,000	TOTAL CAPITAL OUTLAY	$ 100,000	$ 50,000	$ 50,000	203
204	*$ 143,743*	*$ 86,130*	*$ 220,400*	*TOTAL PORT OFFICE BUILDING*	*$ 181,900*	*$ 131,900*	*$ 131,900*	204
205	**$301,076**	**$237,660**	**$455,500**	**TOTAL COMMERCIAL BUILDINGS**	**$451,000**	**$401,000**	**$401,000**	205

PORT OF HOOD RIVER
REVENUE FUND
BUDGET FOR FISCAL YEAR 2022-23

	HISTORICAL DATA 2YRS PRIOR FY 2019-20	HISTORICAL DATA 1 YR PRIOR FY 2020-21	ADOPTED BUDGET FY 2021-22	EXPENDITURES DESCRIPTION	BUDGET FY 2022-23 PROPOSED	BUDGET FY 2022-23 APPROVED	BUDGET FY 2022-23 ADOPTED	
206				**WATERFRONT INDUSTRIAL LAND**				206
207				PERSONNEL SERVICES				207
208	45,676	53,942	71,000	WAGES	77,400	77,400	77,400	208
209	22,266	26,543	28,000	BENEFITS	29,900	29,900	29,900	209
210	$ 67,942	$ 80,485	$ 99,000	TOTAL PERSONNEL SERVICES	$ 107,300	$ 107,300	$ 107,300	210
211				MATERIALS & SERVICES				211
212	-	-		ALL UTILITIES	-	-	-	212
213	5,884	10,155	10,000	FIXED MAINTENANCE	10,000	10,000	10,000	213
214	883	952	1,000	INSURANCE	1,100	1,100	1,100	214
215	51,534	105,462	80,000	PROFESSIONAL SERVICES-Design/Misc	55,000	55,000	55,000	215
216	40,327	45,236	76,000	PROFESSIONAL SERVICES-Parking/Security	76,000	76,000	76,000	216
217	149,606	19,108	40,000	PROFESSIONAL SERVICES-Legal	40,000	40,000	40,000	217
218	5,263	4,817	5,000	MISCELLANEOUS REPAIRS & PURCHASES	5,000	5,000	5,000	218
219	$ 253,497	$ 185,730	$ 212,000	TOTAL MATERIAL & SERVICES	$ 187,100	$ 187,100	$ 187,100	219
220				CAPITAL OUTLAY				220
221	(47,621)	11,428	399,000	CAPITAL PURCHASE	1,480,000	1,480,000	1,480,000	221
222	$ (47,621)	$ 11,428	$ 399,000	TOTAL CAPITAL OUTLAY	$ 1,480,000	$ 1,480,000	$ 1,480,000	222
223				DEBT SERVICE				223
224	-	-		PRINCIPAL & INTEREST				224
225	$ -	$ -	$ -	TOTAL DEBT SERVICE	$ -	$ -	$ -	225
226	**$ 273,818**	**$ 277,643**	**$ 710,000**	**TOTAL WATERFRONT INDUSTRIAL LAND**	**$ 1,774,400**	**$ 1,774,400**	**$ 1,774,400**	226
227				**WATERFRONT RECREATION**				227
228				******Event Site ******				228
229				PERSONNEL SERVICES				229
230	70,046	88,827	121,200	WAGES	125,600	125,600	125,600	230
231	27,193	37,736	37,900	BENEFITS	43,900	43,900	43,900	231
232	$ 97,239	$ 126,563	$ 159,100	TOTAL PERSONNEL SERVICES	$ 169,500	$ 169,500	$ 169,500	232
233				MATERIALS & SERVICES				233
234	16,837	18,939	19,000	ALL UTILITIES	31,000	31,000	31,000	234
235	15,547	15,520	17,000	FIXED MAINTENANCE	15,000	15,000	15,000	235
236	3,093	3,333	3,500	INSURANCE	3,600	3,600	3,600	236
237	-	1,125	10,000	PROFESSIONAL SERVICES-Design & Engineering	3,000	3,000	3,000	237
238	-	1,450	3,000	PROFESSIONAL SERVICES-Legal	3,000	3,000	3,000	238
239	19,363	35,188	21,000	MISCELLANEOUS REPAIRS & PURCHASES	26,000	26,000	26,000	239
240	$ 54,840	$ 75,555	$ 73,500	TOTAL MATERIALS & SERVICES	$ 81,600	$ 81,600	$ 81,600	240
241				CAPITAL OUTLAY				241
242	18,270	47,458	70,000	CAPITAL PURCHASES	75,000	75,000	75,000	242
243	$ 18,270	$ 47,458	$ 70,000	TOTAL CAPITAL OUTLAY	$ 75,000	$ 75,000	$ 75,000	243
244	*$ 170,349*	*$ 249,576*	*$ 302,600*	*TOTAL WATERFRONT EVENT SITE*	*$ 326,100*	*$ 326,100*	*$ 326,100*	244
245				******Hook/Spit/Nichols*******				245
246				PERSONNEL SERVICES				246
247	30,907	34,173	40,700	WAGES & SALARIES	43,100	43,100	43,100	247
248	14,611	17,764	20,900	TAXES & BENEFITS	21,200	21,200	21,200	248
249	$ 45,518	$ 51,937	$ 61,600	TOTAL PERSONNEL SERVICES	$ 64,300	$ 64,300	$ 64,300	249
250				MATERIALS & SERVICES				250
251	1,619	7,305	8,000	ALL UTILITIES	11,000	11,000	11,000	251
252	6,743	4,677	8,000	NICHOLS MAINTENANCE	6,000	6,000	6,000	252
253	5,375	11,720	10,000	HOOK/SPIT MAINTENANCE	8,000	8,000	8,000	253
254	13,725	-	5,500	PROFESSIONAL SERVICES-Design & Other	5,000	5,000	5,000	254
255	-	1,450	3,000	PROFESSIONAL SERVICES-Legal	3,000	3,000	3,000	255
256	5,668	8,432	10,000	NICHOLS MISCELLANEOUS PURCHASES	6,500	6,500	6,500	256
257	13,054	20,940	10,000	HOOK/SPIT MISCELLANEOUS PURCHASES	8,500	8,500	8,500	257

FORM LB 31

PORT OF HOOD RIVER
REVENUE FUND
BUDGET FOR FISCAL YEAR 2022-23

	HISTORICAL DATA			EXPENDITURES DESCRIPTION	BUDGET FY 2022-23			
	2YRS PRIOR FY 2019-20	1 YR PRIOR FY 2020-21	ADOPTED BUDGET FY 2021-22		PROPOSED	APPROVED	ADOPTED	
258	$ 46,184	$ 54,524	$ 54,500	TOTAL MATERIAL & SERVICES	$ 48,000	$ 48,000	$ 48,000	258
259				CAPITAL OUTLAY				259
260	29,427	9,400	95,000	CAPITAL PURCHASES	35,000	35,000	35,000	260
261	$ 29,427	$ 9,400	$ 95,000	TOTAL CAPITAL OUTLAY	$ 35,000	$ 35,000	$ 35,000	261
262	*$ 121,129*	*$ 115,861*	*$ 211,100*	*TOTAL HOOK/SPIT/NICHOLS*	*$ 147,300*	*$ 147,300*	*$ 147,300*	262
263				******Marina Park******				263
264				PERSONNEL SERVICES				264
265	102,615	112,950	147,500	WAGES & SALARIES	156,900	156,900	156,900	265
266	46,563	59,367	65,700	TAXES & BENEFITS	70,600	70,600	70,600	266
267	$ 149,178	$ 172,317	$ 213,200	TOTAL PERSONNEL SERVICES	$ 227,500	$ 227,500	$ 227,500	267
268				MATERIALS & SERVICES				268
269	13,894	8,077	18,000	ALL UTILITIES	15,000	15,000	15,000	269
270	20,596	25,218	24,000	FIXED MAINTENANCE	24,000	24,000	24,000	270
271	3,332	3,591	3,800	INSURANCE	3,900	3,900	3,900	271
272	1,442	1,545	1,600	PROPERTY TAX	1,600	1,600	1,600	272
273	-	490	13,000	PROFESSIONAL SERVICES-Design & Engineering	10,000	10,000	10,000	273
274	-	-	3,000	PROFESSIONAL SERVICES-Legal	3,000	3,000	3,000	274
275	12,330	26,809	15,000	MISCELLANEOUS REPAIRS & PURCHASES	15,000	15,000	15,000	275
276	$ 51,594	$ 65,730	$ 78,400	TOTAL MATERIALS & SERVICE	$ 72,500	$ 72,500	$ 72,500	276
277				CAPITAL OUTLAY				277
278	2,500	15,821	175,500	CAPITAL PURCHASES	128,000	128,000	128,000	278
279	$ 2,500	$ 15,821	$ 175,500	TOTAL CAPITAL OUTLAY	$ 128,000	$ 128,000	$ 128,000	279
280	$ 203,272	$ 253,868	$ 467,100	TOTAL MARINA PARK	$ 428,000	$ 428,000	$ 428,000	280
281	**$ 494,750**	**$ 619,305**	**$ 980,800**	**TOTAL WATERFRONT RECREATION**	**$ 901,400**	**$ 901,400**	**$ 901,400**	281
282				**MARINA**				282
283				PERSONNEL SERVICES				283
284	96,117	100,701	112,200	WAGES & SALARIES	121,300	121,300	121,300	284
285	46,476	54,680	67,400	TAXES & BENEFITS	68,300	68,300	68,300	285
286	$ 142,593	$ 155,381	$ 179,600	TOTAL PERSONNEL SERVICES	$ 189,600	$ 189,600	$ 189,600	286
287				MATERIALS & SERVICES				287
288	24,075	25,062	26,000	ALL UTILITIES	42,000	42,000	42,000	288
289	28,451	10,403	30,000	FIXED MAINTENANCE	25,000	25,000	25,000	289
290	6,865	7,398	7,600	INSURANCE	7,800	7,800	7,800	290
291	6,330	18,401	35,000	PROFESSIONAL SERVICES- Other/Sheriff	25,000	25,000	25,000	291
292	2,306	725	5,000	PROFESSIONAL SERVICES-Legal	5,000	5,000	5,000	292
293	17,515	25,307	20,000	MISCELLANEOUS REPAIRS & PURCHASES	25,000	25,000	25,000	293
294	$ 85,542	$ 87,296	$ 123,600	TOTAL MATERIALS & SERVICE	$ 129,800	$ 129,800	$ 129,800	294
295				CAPITAL OUTLAY				295
296	-	15,290	353,600	CAPITAL PURCHASES	333,600	333,600	333,600	296
297	$ -	$ 15,290	$ 353,600	TOTAL CAPITAL OUTLAY	$ 333,600	$ 333,600	$ 333,600	297
298				DEBT				298
299	90,876	93,428	92,500	PRINCIPAL & INTEREST	93,500	93,500	93,500	299
300	$ 90,876	$ 93,428	$ 92,500	TOTAL DEBT	$ 93,500	$ 93,500	$ 93,500	300
301	*$ 319,011*	*$ 351,395*	*$ 749,300*	*TOTAL MARINA*	*$ 746,500*	*$ 746,500*	*$ 746,500*	301
302	**$ 319,011**	**$ 351,395**	**$ 749,300**	**TOTAL MARINA**	**$ 746,500**	**$ 746,500**	**$ 746,500**	302
303				**AIRPORT**				303
304				PERSONNEL SERVICES				304
305	97,073	96,730	111,600	WAGES & SALARIES	121,100	121,100	121,100	305
306	46,476	49,024	62,400	TAXES & BENEFITS	63,600	63,600	63,600	306
307	$ 143,549	$ 145,754	$ 174,000	TOTAL PERSONNEL SERVICES	$ 184,700	$ 184,700	$ 184,700	307
308				MATERIALS & SERVICES				308
309	32,958	33,648	41,000	ALL UTILITIES	50,000	50,000	50,000	309

FORM LB 31

PORT OF HOOD RIVER
REVENUE FUND
BUDGET FOR FISCAL YEAR 2022-23

	HISTORICAL DATA 2YRS PRIOR FY 2019-20	HISTORICAL DATA 1 YR PRIOR FY 2020-21	ADOPTED BUDGET FY 2021-22	EXPENDITURES DESCRIPTION	BUDGET FY 2022-23 PROPOSED	BUDGET FY 2022-23 APPROVED	BUDGET FY 2022-23 ADOPTED	
310	52,730	60,343	70,000	FIXED MAINTENANCE	70,000	70,000	70,000	310
311	12,021	13,771	15,100	INSURANCE	16,300	16,300	16,300	311
312	3,782	4,142	4,400	PROPERTY TAX	4,300	4,300	4,300	312
313	8,708	20,584	10,000	PROFESSIONAL SERVICES-Design & Engineering	70,000	70,000	70,000	313
314	18,832	19,181	20,000	PROFESSIONAL SERVICES-Legal	35,000	35,000	35,000	314
315	6,926	12,156	15,000	MISCELLANEOUS REPAIRS & PURCHASES	10,000	10,000	10,000	315
316	$ 135,957	$ 163,825	$ 175,500	TOTAL MATERIALS & SERVICES	$ 255,600	$ 255,600	$ 255,600	316
317				CAPITAL OUTLAY				317
318	1,266,901	3,540,909	3,838,000	CAPITAL PURCHASES	440,000	440,000	440,000	318
319	$ 1,266,901	$ 3,540,909	$ 3,838,000	TOTAL CAPITAL OUTLAY	$ 440,000	$ 440,000	$ 440,000	319
320				DEBT				320
321			243,000	PRINCIPAL & INTEREST	-	-	-	321
322	$ -	$ -	$ 243,000	TOTAL DEBT	$ -	$ -	$ -	322
323	*$ 1,546,407*	*$ 3,850,488*	*$ 4,430,500*	*TOTAL AIRPORT*	*$ 880,300*	*$ 880,300*	*$ 880,300*	323
324	**$ 1,546,407**	**$ 3,850,488**	**$ 4,430,500**	**TOTAL AIRPORT**	**$ 880,300**	**$ 880,300**	**$ 880,300**	324
325				**ADMINISTRATION**				325
326				PERSONNEL SERVICES				326
327			25,000	WAGES & SALARIES	95,000	95,000	95,000	327
328	-	-	10,900	TAXES & BENEFITS	28,100	28,100	28,100	328
329	$ -	$ -	$ 35,900	TOTAL PERSONNEL SERVICES	$ 123,100	$ 123,100	$ 123,100	329
330				MATERIALS & SERVICES				330
331	94,251	89,510	95,000	UNALLOCATED PURCHASES	95,000	95,000	95,000	331
332	300	-	1,000	NSF CHECKS-BAD DEBT	1,000	1,000	1,000	332
333	2,228	2,290	2,700	INSURANCE	3,100	3,100	3,100	333
334	12,220	1,450	30,000	PROFESSIONAL SERVICES-Legal	30,000	30,000	30,000	334
335	8,280	10,876	35,000	PROFESSIONAL SERVICES-Other	70,000	70,000	70,000	335
336	58,530	15,709	70,000	PROFESSIONAL SERVICES-Systems/Accounting	70,000	70,000	70,000	336
337	-	-	10,000	PROFESSIONAL SERVICES-Land Acquisition	10,000	10,000	10,000	337
338	11,964	7,529	18,000	TRAVEL & MEETING	18,000	40,000	40,000	338
339	$ 187,773	$ 127,364	$ 261,700	TOTAL MATERIALS & SERVICES	$ 297,100	$ 319,100	$ 319,100	339
340				CAPITAL OUTLAY				340
341	-	12,253	109,000	CAPITAL PURCHASES	29,000	29,000	29,000	341
342	$ -	$ 12,253	$ 109,000	TOTAL CAPITAL OUTLAY	$ 29,000	$ 29,000	$ 29,000	342
343	**$ 187,773**	**$ 139,617**	**$ 406,600**	**TOTAL ADMINISTRATION**	**$ 449,200**	**$ 471,200**	**$ 471,200**	343
344				**MAINTENANCE**				344
345				PERSONNEL SERVICES				345
346			5,000	WAGES & SALARIES				346
347	-	-	1,200	TAXES & BENEFITS				347
348	$ -	$ -	$ 6,200	TOTAL PERSONNEL SERVICES	$ -	$ -	$ -	348
349				MATERIALS & SERVICES				349
350				PROFESSIONAL SERVICES				350
351	20,614	22,835	28,200	INSURANCE	31,500	31,500	31,500	351
352	52,152	66,013	55,000	UNALLOCATED PURCHASES	50,000	50,000	50,000	352
353	59,993	33,596	70,000	MACHINERY MAINTENANCE	65,000	65,000	65,000	353
354	$ 132,759	$ 122,444	$ 153,200	TOTAL MATERIALS & SERVICES	$ 146,500	$ 146,500	$ 146,500	354
355				CAPITAL OUTLAY				355
356	80,417	67,401	84,000	CAPITAL PURCHASES	80,000	80,000	80,000	356
357	$ 80,417	$ 67,401	$ 84,000	TOTAL CAPITAL OUTLAY	$ 80,000	$ 80,000	$ 80,000	357
358	**$ 213,176**	**$ 189,845**	**$ 243,400**	**TOTAL MAINTENANCE**	**$ 226,500**	**$ 226,500**	**$ 226,500**	358
359								359
360	**$ 7,065,900**	**$ 11,245,941**	**$ 14,004,600**	**TOTAL OPERATIONS EXPENDITURES**	**$ 10,687,700**	**$ 10,659,700**	**$ 10,659,700**	360
361								361

FORM LB 31

PORT OF HOOD RIVER
REVENUE FUND
BUDGET FOR FISCAL YEAR 2022-23

	HISTORICAL DATA			EXPENDITURES DESCRIPTION	BUDGET FY 2022-23			
	2YRS PRIOR FY 2019-20	1 YR PRIOR FY 2020-21	ADOPTED BUDGET FY 2021-22		PROPOSED	APPROVED	ADOPTED	
362	448,392	597,466	961,250	TRANSFER-GENERAL FUND	935,750	961,250	961,250	362
363	361,458	1,473,414	2,822,700	TRANSFER-BRIDGE REPAIR FUND	2,822,700	2,822,700	2,822,700	363
364				TRANSFER-BRIDGE REPLACEMENT FUND	350,000	350,000	350,000	364
365	-	-	500,000	CONTINGENCY - OPERATING	500,000	500,000	500,000	365
366								366
367	$ 7,875,750	$ 13,316,821	$ 18,288,550	**TOTAL EXPENDITURES**	$ 15,296,150	$ 15,293,650	$ 15,293,650	367
368								368
369	$ 10,702,930	$ 4,794,037	$ 7,264,750	**ENDING FUND BALANCE**	$ 8,378,600	$ 8,381,100	$ 8,381,100	369
370								370
371								371
372				**APPROPRIATIONS**				372
373	$ 2,114,015	$ 2,299,406	$ 2,714,400	**PERSONNEL SERVICES**	$ 3,004,700	$ 3,004,700	$ 3,004,700	373
374	$ 2,846,508	$ 2,668,865	$ 3,557,000	**MATERIALS & SERVICES**	$ 3,628,900	$ 3,650,900	$ 3,650,900	374
375	$ 1,886,072	$ 4,187,399	$ 7,140,100	**CAPITAL OUTLAY**	$ 3,802,600	$ 3,752,600	$ 3,752,600	375
376	$ 219,305	$ 2,090,271	$ 593,100	**DEBT SERVICES**	$ 251,500	$ 251,500	$ 251,500	376
377	$ 809,850	$ 2,070,880	$ 3,783,950	**TRANSFERS**	$ 4,108,450	$ 4,133,950	$ 4,133,950	377
378	$ -	$ -	$ 500,000	**CONTINGENCIES**	$ 500,000	$ 500,000	$ 500,000	378
379	$ 7,875,750	$ 13,316,821	$ 18,288,550	**TOTAL APPROPRIATIONS**	$ 15,296,150	$ 15,293,650	$ 15,293,650	379
380	$ 140,707	$ 140,707	$ 1,026,700	**FUND BALANCE - RESTRICTED**	$ 2,097,600	$ 2,097,600	$ 2,097,600	380
381	$ 10,562,223	$ 4,653,330	$ 6,238,050	**FUND BALANCE - UNASSIGNED**	$ 6,281,000	$ 6,283,500	$ 6,283,500	381
382	$ 18,578,680	$ 18,110,858	$ 25,553,300	**TOTAL REQUIREMENTS**	$ 23,674,750	$ 23,674,750	$ 23,674,750	382

FORM LB-31

PORT OF HOOD RIVER
BRIDGE REPAIR & REPLACEMENT FUND - RENAMED BRIDGE REPAIR FUND
BUDGET FOR FISCAL YEAR 2022-23

	HISTORICAL DATA				BUDGET FY 2022-23		
	2YRS PRIOR FY 2019-20	1ST PRECEDING FY 2020-21	ADOPTED BUDGET FY 2021-22	RESOURCE & EXPENDITURE DESCRIPTION	PROPOSED	APPROVED	ADOPTED
1				**RESOURCE**			
2	$ 1,877,476	$ 1,924,967	$ 2,760,400	BEGINNING FUND BALANCE	$ 2,925,000	$ 2,925,000	$ 2,925,000
3	47,490	16,087	25,000	INTEREST INCOME	25,000	25,000	25,000
4	1,397,655	1,348,336	3,544,000	GRANT	-	-	-
5	-	-	1,100,000	OTHER INCOME/FINANCING	-	-	-
6	3,322,621	3,289,390	7,429,400	TOTAL CASH AVAILABLE	2,950,000	2,950,000	2,950,000
7							
8				TRANSFER FROM REVENUE FUND			
9	361,458	1,473,414	1,014,400	FROM REVENUE FUND - 1994/2012 TOLLS	2,258,160	2,258,160	2,258,160
10	-	-	1,602,900	FROM REVENUE FUND - 2018 TOLL INCREASE	564,540	564,540	564,540
11	361,458	1,473,414	2,617,300	TOTAL TRANSFERS	2,822,700	2,822,700	2,822,700
12	**$ 3,684,079**	**$ 4,762,804**	**$ 10,046,700**	**TOTAL RESOURCES**	**$ 5,772,700**	**$ 5,772,700**	**$ 5,772,700**
13				**EXPENDITURES**			
14				PERSONNEL SERVICES			
15	$ 67,718	$ 55,702	$ 72,800	WAGES - EXISTING BRIDGE	$ 64,500	$ 64,500	$ 64,500
16	31,027	26,507	40,600	BENEFITS - EXISTING BRIDGE	42,200	42,200	42,200
17	117,968	128,158	132,100	WAGES - REPLACEMENT	-	-	-
18	52,061	59,280	64,300	BENEFITS - REPLACEMENT	-	-	-
19	$ 268,774	$ 269,647	$ 309,800	TOTAL PERSONNEL SERVICES	$ 106,700	$ 106,700	$ 106,700
20				MATERIAL & SERVICES			
21	14,958	25,823	20,000	MAINTENANCE/FLAGGING	25,000	25,000	25,000
22	793	854	1,000	INSURANCE	1,000	1,000	1,000
23	29,267	155,103	185,000	PROFESSIONAL SERVICES - EXISTING BRIDGE	155,000	155,000	155,000
24	200	-	30,000	PROFESSIONAL SERVICES - EXISTING BRIDGE - LEGAL	30,000	30,000	30,000
25	-	-	30,000	MISCELLANEOUS - EXISTING BRIDGE	30,000	30,000	30,000
26							
27	-	-	283,500	PROFESSIONAL SERVICES - REPLACE - MGMT/ADMIN			
28	2,490	2,260	13,000	PROFESSIONAL SERVICES - REPLACE - LEGAL			
29	194,123	303,633	422,000	PROFESSIONAL SERVICES - REPLACE - OTHER STUDIES			
30	999,201	765,284	68,000	PROFESSIONAL SERVICES - REPLACE - EIS			
31	20,352	15,517	55,500	MISCELLANEOUS - REPLACE			
32	$ 1,261,384	$ 1,268,474	$ 1,108,000	TOTAL MATERIAL & SERVICES	$ 241,000	$ 241,000	$ 241,000
33				CAPITAL OUTLAY			
34	228,954	216,428	1,435,000	CAPITAL PURCHASE - EXISTING BRIDGE	2,475,000	2,475,000	2,475,000
35	-	-	3,230,000	CAPITAL PURCHASE - REPLACEMENT BRIDGE			
36	$ 228,954	$ 216,428	$ 4,665,000	TOTAL CAPITAL OUTLAY	$ 2,475,000	$ 2,475,000	$ 2,475,000
37				DEBT			
38	-	-	78,500	DEBT SERVICE - BUILD GRANT			
39	$ -	$ -	$ 78,500	TOTAL DEBT	$ -	$ -	$ -
40	**$ 1,759,112**	**$ 1,754,549**	**$ 6,161,300**	**TOTAL OPERATIONS EXPENDITURES**	**$ 2,822,700**	**$ 2,822,700**	**$ 2,822,700**
41							
42	-	-	-	**TRANSFERS-REVENUE FUND**	-	-	-
43	-	-	500,000	**CONTINGENCY**	500,000	500,000	500,000
44	**$ 1,759,112**	**$ 1,754,549**	**$ 6,661,300**	**TOTAL EXPENDITURES**	**$ 3,322,700**	**$ 3,322,700**	**$ 3,322,700**
45							
46	**$ 1,924,967**	**$ 3,008,255**	**$ 3,385,400**	**ENDING FUND BALANCE**	**$ 2,450,000**	**$ 2,450,000**	**$ 2,450,000**
47							
48				**APPROPRIATIONS**			
49	**$ 268,774**	**$ 269,647**	**$ 309,800**	**PERSONNEL SERVICES**	**$ 106,700**	**$ 106,700**	**$ 106,700**
50	**$ 1,261,384**	**$ 1,268,474**	**$ 1,108,000**	**MATERIALS & SERVICES**	**$ 241,000**	**$ 241,000**	**$ 241,000**
51	**$ 228,954**	**$ 216,428**	**$ 4,665,000**	**CAPITAL OUTLAY**	**$ 2,475,000**	**$ 2,475,000**	**$ 2,475,000**
52	**$ -**	**$ -**	**$ 78,500**	**DEBT SERVICES**	**$ -**	**$ -**	**$ -**
53	**$ -**	**$ -**	**$ -**	**TRANSFERS**	**$ -**	**$ -**	**$ -**
54	**$ -**	**$ -**	**$ 500,000**	**CONTINGENCIES**	**$ 500,000**	**$ 500,000**	**$ 500,000**
55	**$ 1,759,112**	**$ 1,754,549**	**$ 6,661,300**	**TOTAL APPROPRIATIONS**	**$ 3,322,700**	**$ 3,322,700**	**$ 3,322,700**
55	**$ -**	**$ -**	**$ 2,185,900**	**FUND BALANCE - ASSIGNED**	**$ 1,885,460**	**$ 1,885,460**	**$ 1,885,460**
56	**$ 1,224,967**	**$ 2,308,255**	**$ 1,121,000**	**FUND BALANCE - COMMITTED**	**$ 564,540**	**$ 564,540**	**$ 564,540**
57	**$ 700,000**	**$ 700,000**	**$ 78,500**	**FUND BALANCE - RESTRICTED**	**$ -**	**$ -**	**$ -**
58	**$ 3,684,079**	**$ 4,762,804**	**$ 10,046,700**	**TOTAL REQUIREMENTS**	**$ 5,772,700**	**$ 5,772,700**	**$ 5,772,700**

FORM LB-31

PORT OF HOOD RIVER
BRIDGE REPLACEMENT FUND
BUDGET FOR FISCAL YEAR 2022-23

	HISTORICAL DATA			RESOURCE & EXPENDITURE DESCRIPTION	BUDGET FY 2022-23			
	2YRS PRIOR FY 2019-20	1ST YR PRIOR FY 2020-21	ADOPTED BUDGET FY 2021-22		PROPOSED	APPROVED	ADOPTED	
1				**RESOURCE**				1
2				BEGINNING FUND BALANCE	$ 4,900,000	$ 4,900,000	$ 4,900,000	2
3				INTEREST INCOME	500	500	500	3
4				GRANT - STATE OF WASHINGTON	2,297,500	2,297,500	2,297,500	4
5				GRANT - BUILD	2,400,000	2,400,000	2,400,000	5
6				OTHER INCOME/FINANCING	-	-	-	6
7	-	-	-	TOTAL CASH AVAILABLE	9,598,000	9,598,000	9,598,000	7
8								8
9				TRANSFER FROM REVENUE FUND				9
10				FROM REVENUE FUND - 2023 TOLL INCREASE	350,000	350,000	350,000	10
11	-	-	-	TOTAL TRANSFERS	350,000	350,000	350,000	11
12	$ -	$ -	$ -	**TOTAL RESOURCES**	**$ 9,948,000**	**$ 9,948,000**	**$ 9,948,000**	12
13				**EXPENDITURES**				13
14				PERSONNEL SERVICES				14
15				WAGES - REPLACEMENT	$ 146,100	$ 146,100	$ 146,100	15
16				BENEFITS - REPLACEMENT	64,100	64,100	64,100	16
17	$ -	$ -	$ -	TOTAL PERSONNEL SERVICES	$ 210,200	$ 210,200	$ 210,200	17
18				MATERIAL & SERVICES - ADMINISTRATIVE				18
19				IT, INTERNET AND PHONE SERVICES	2,800	2,800	2,800	19
20				TRAVEL AND LODGING	25,000	25,000	25,000	20
21				OFFICE EQUIPMENT AND SUPPLIES	500	500	500	21
22				OTHER - MISCELLANEOUS	10,000	10,000	10,000	22
23				MATERIALS & SERVICES - PROFESSIONAL SERVICES				23
24				PROFESSIONAL SERVICES - NEPA	150,000	150,000	150,000	24
25				PROFESSIONAL SERVICES - PROJECT MANAGEMENT	200,000	200,000	200,000	25
26				PROFESSIONAL SERVICES - CONTRACT ADVISORS	215,000	215,000	215,000	26
27				PROFESSIONAL SERVICES - OTHER STUDIES/AGENCY REVIEW	20,000	20,000	20,000	27
28				PROFESSIONAL SERVICES - OTHER	5,000	5,000	5,000	28
29				PROFESSIONAL SERVICES - LEGAL	7,500	7,500	7,500	29
30	$ -	$ -	$ -	TOTAL MATERIAL & SERVICES	$ 635,800	$ 635,800	$ 635,800	30
31				CAPITAL OUTLAY				31
32				CAPITAL IMPROVEMENT PROJECT - PROJECT MANAGEMENT	1,100,000	1,100,000	1,100,000	32
33				CAPITAL IMPROVEMENT PROJECT - ENGINEERING	3,000,000	3,000,000	3,000,000	33
34	$ -	$ -	$ -	TOTAL CAPITAL OUTLAY	$ 4,100,000	$ 4,100,000	$ 4,100,000	34
35				DEBT				35
36	-	-		DEBT SERVICE	-	-	-	36
37	$ -	$ -	$ -	TOTAL DEBT	$ -	$ -	$ -	37
38	$ -	$ -	$ -	**TOTAL OPERATIONS EXPENDITURES**	**$ 4,946,000**	**$ 4,946,000**	**$ 4,946,000**	38
39								39
40	$ -	$ -	$ -	**CONTINGENCY**	$ -	$ -	$ -	40
41	$ -	$ -	$ -	**TOTAL EXPENDITURES**	**$ 4,946,000**	**$ 4,946,000**	**$ 4,946,000**	41
42								42
43	$ -	$ -	$ -	**ENDING FUND BALANCE**	**$ 5,002,000**	**$ 5,002,000**	**$ 5,002,000**	43
44								44
45				**APPROPRIATIONS**				45
46	$ -	$ -	$ -	**PERSONNEL SERVICES**	**$ 210,200**	**$ 210,200**	**$ 210,200**	46
47	$ -	$ -	$ -	**MATERIALS & SERVICES**	**$ 635,800**	**$ 635,800**	**$ 635,800**	47
48	$ -	$ -	$ -	**CAPITAL OUTLAY**	**$ 4,100,000**	**$ 4,100,000**	**$ 4,100,000**	48
49	$ -	$ -	$ -	**DEBT SERVICES**	$ -	$ -	$ -	49
50	$ -	$ -	$ -	**CONTINGENCIES**	$ -	$ -	$ -	50
51	$ -	$ -	$ -	**TOTAL APPROPRIATIONS**	**$ 4,946,000**	**$ 4,946,000**	**$ 4,946,000**	51
52	$ -	$ -	$ -	**FUND BALANCE - ASSIGNED**	**$ 4,652,000**	**$ 4,652,000**	**$ 4,652,000**	52
53	$ -	$ -	$ -	**FUND BALANCE - COMMITTED**	**$ 350,000**	**$ 350,000**	**$ 350,000**	53
54	$ -	$ -	$ -	**FUND BALANCE - RESTRICTED**	$ -	$ -	$ -	54
55	$ -	$ -	$ -	**TOTAL REQUIREMENTS**	**$ 9,948,000**	**$ 9,948,000**	**$ 9,948,000**	55

ORGANIZATION CHART

PORT OF HOOD RIVER

Organization Chart

FY 2022-23

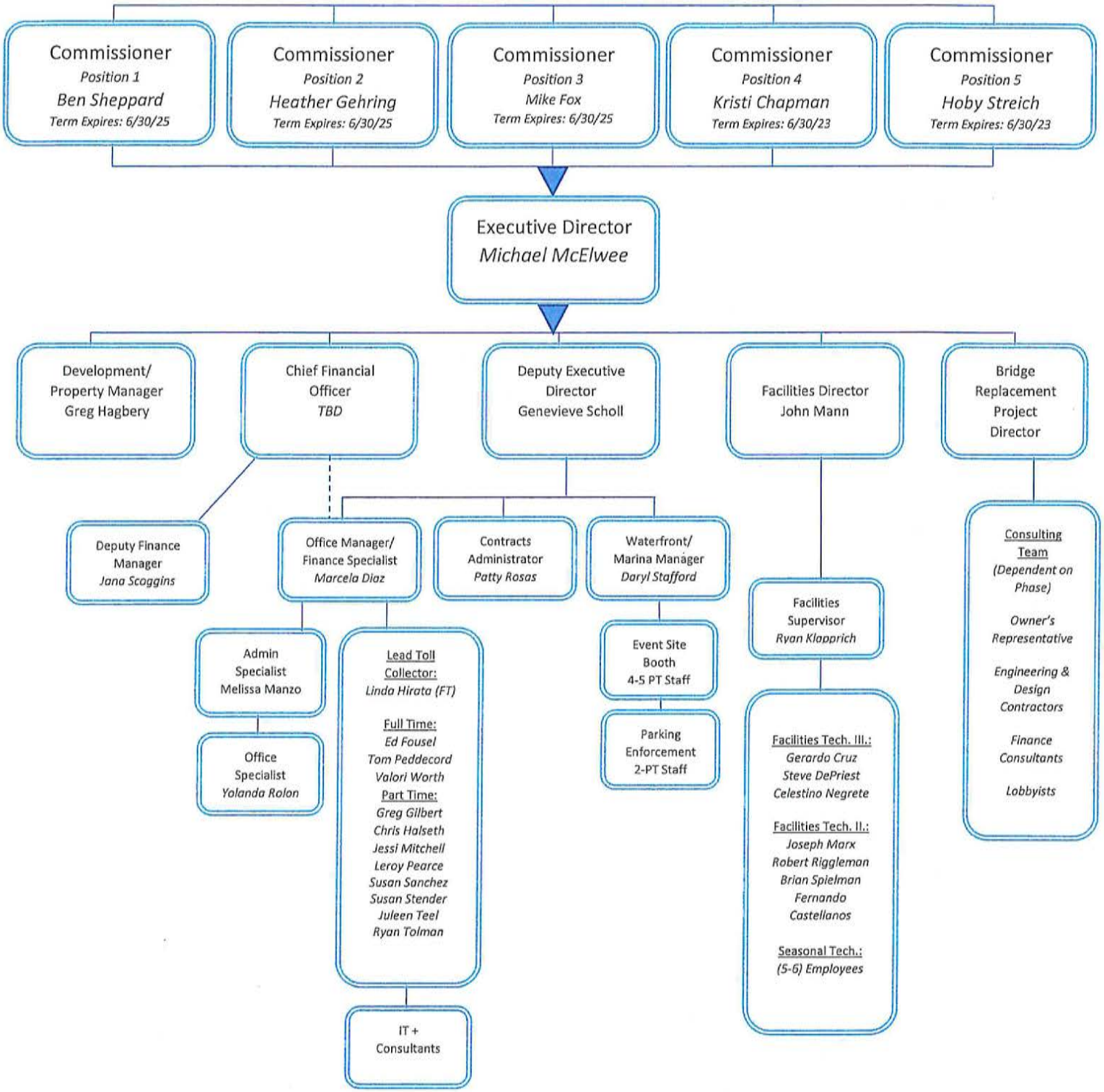

PERSONNEL SUMMARY AND COMPARISON

PORT OF HOOD RIVER
PERSONNEL SUMMARY AND COMPARISON
FY 2022-23

PERSONNEL SUMMARY

	WAGES			
	Actuals		Budget	Budget
	FY 2019-20	FY 2020-21	FY 2021-22	FY 2022-23
Wages	$ 1,758,954	$ 1,878,732	$ 2,212,700	
Reconciliation from FY 2021-22:				
Cost of Living Index			110,600	
Step Increases			24,200	
Contingency			165,000	
Reclass Staff Positions			22,000	321,800
Budget FY 2022-23 - Wages				$ 2,534,500
Percent increase in wages				14.5%
Percent increase in wages without one-time contingency				7.1%

Wages - Impact to Budget

- The cost of living allowance of 6.29% will affect the budget by 5%
- Step increases for employees will impact the budget by less than 1%
- Reclass of staff will affect the budget by less than 1%
- Contingency was increased significantly due to possible changes that might occur in the coming year. This increase alone amounted to 7.4% to the budget for wages.

	TAXES & BENEFITS			
	Actuals		Budget	Budget
	FY 2019-20	FY 2020-21	FY 2021-22	FY 2022-23
Taxes & Benefits	$ 769,628	$ 862,538	$ 1,098,200	
Reconciliation from FY 2021-22:				
Healthcare			3,400	
PERS			9,600	
Taxes and Unemployment			10,200	
Contingency			44,400	67,600
Budget FY 2022-23 - Taxes & Benefits				1,165,800

Benefits – Impact to Budget

- Healthcare costs will impact the budget by less than 1%.
- PERS increased slightly due to a slight increase in the PERS rate.
- Contingency costs were the largest increase due to taxes.

NUMBER OF EMPLOYEES BY DEPARTMENT

	FY 2021-22			FY 2022-23		
	Office	Facilities	Toll Booth	Office	Facilities	Toll Booth
Full-Time	10.8	8.0	4.0	10.8	9.0	4.0
Part-Time	1.0	-	8.0	1.0	-	8.0
Seasonal	5.0	6.0	-	5.0	6.0	-
FTE *	11.8	12.2	10.6	11.8	13.2	10.6
Total FTE	34.6			35.6		

* Adjusted for Intern Hours

PERSONNEL AND BENEFITS DISTRIBUTED BY FUND

TOTAL PERSONNEL AND BENEFITS	
FY 2021-22	$ 3,310,900
FY 2022-23	$ 3,700,300
Increase in budget	$ 389,400
Percent Increase in total	11.8%
Percent Increase in total less Contingency	5.4%

	Budget	
	FY 2021-22	FY 2022-23
General Fund	$ 286,700	$ 378,800
Revenue Fund	2,714,400	3,004,700
Bridge Repair Fund - Renamed	113,400	106,700
Bridge Replacement Fund	196,400	210,200
All Funds	$ 3,310,900	$ 3,700,400

* Bridge Repair & Replacement Fund renamed to Bridge Repair Fund

PERS CONTRIBUTION RATES	Tier 1/2	Tier 3
PERS FY 2019-21	19.13%	14.02%
PERS FY 2022-23	19.55%	15.72%
PERS Rate Increase as a %	2.2%	12.1%

SCHEDULE OF MATERIALS & SERVICES

PORT OF HOOD RIVER
REVENUE FUND
SCHEDULE OF MATERIALS & SERVICES

	Actuals		Budget		%
	2019-20	2020-21	2021-22	2022-23	With
UTILITIES					
Bridge	16,459	15,558	21,000	18,000	
Big 7	66,344	67,172	71,000	71,000	
Jensen	88,031	89,863	95,000	95,000	
Maritime	26,638	25,889	30,000	36,000	
Halyard	191,726	215,723	214,000	263,000	Production increase
Timber Incubator	10,578	12,140	15,000	15,000	
Wasco	32,372	32,050	32,000	33,000	
Hanel	2,463	2,845	4,000	4,000	
State Office	6,984	4,583	9,000	7,000	
Marina Office	14,750	10,456	16,000	13,000	
Port Office	17,699	8,925	19,000	16,000	
Waterfront	-	-	-	-	
Eventsite	16,837	18,938	19,000	31,000	
Nichols Basin	1,620	2,609	4,000	4,000	
Hook/Spit	-	4,696	4,000	7,000	
Marina Park	13,895	8,076	18,000	15,000	
Marina	24,075	25,061	26,000	42,000	
Airport	32,957	33,648	41,000	50,000	
Subtotal	**563,428**	**578,232**	**638,000**	**720,000**	12.9%
MAINTENANCE					
Bridge	8,790	19,644	50,000	50,000	
Big 7	16,782	18,824	20,000	20,000	
Jensen	11,208	12,066	20,000	21,000	
Maritime	914	576	5,000	3,000	
Halyard	29,404	27,119	31,000	48,000	
Timber Incubator	4,041	3,298	5,000	5,000	
Wasco	12,396	9,754	10,000	10,000	
Hanel	129	430	5,000	3,000	
State Office	6,853	4,221	7,000	7,000	
Marina Office	7,820	15,012	10,000	12,000	
Port Office	11,542	7,352	8,000	10,000	
Waterfront	5,884	10,155	10,000	10,000	
Eventsite	15,547	15,520	17,000	15,000	
Nichols Basin	6,743	4,677	8,000	6,000	
Hook/Spit	5,375	11,719	10,000	8,000	
Marina Park	20,596	25,218	24,000	24,000	
Marina	28,451	10,403	30,000	25,000	
Airport	52,730	60,343	70,000	70,000	
Subtotal	**245,205**	**256,331**	**340,000**	**347,000**	2.1%
INSURANCE					
Bridge	293,859	310,077	312,000	327,000	
Big 7	12,873	13,873	14,200	14,800	
Jensen	8,125	8,756	9,200	9,300	
Maritime	5,477	5,903	6,200	6,300	
Halyard	4,708	5,073	5,400	5,400	
Timber Incubator	640	690	800	800	
Wasco	5,625	6,062	6,400	6,500	
Hanel	631	680	800	800	
State Office	1,344	1,449	1,500	1,600	
Marina Office	3,585	3,863	4,100	4,100	
Port Office	2,558	2,757	2,900	3,000	
Waterfront	883	952	1,000	1,100	
Eventsite	3,093	3,334	3,500	3,600	

PORT OF HOOD RIVER
REVENUE FUND
SCHEDULE OF MATERIALS & SERVICES

	Actuals		Budget		%
	2019-20	2020-21	2021-22	2022-23	With
Hook/Spit	-	-	-	-	
Marina Park	3,332	3,591	3,800	3,900	
Marina	6,865	7,398	7,600	7,800	
Airport	12,021	13,771	15,100	16,300	
Administration	2,230	2,290	2,700	3,100	
Maintenance	20,614	22,835	28,200	31,500	
Subtotal	**388,463**	**413,354**	**425,400**	**446,900**	5.1%
PROPERTY TAXES					
Big 7	27,283	26,659	28,000	28,000	
Jensen	43,106	41,598	44,000	46,000	
Maritime	16,200	16,034	17,000	18,700	
Halyard	60,456	60,036	63,500	65,800	
Timber Incubator	7,130	7,567	8,000	8,000	
Wasco	27,665	30,037	31,800	33,000	
Hanel	-	-	-	-	
State Office	4,022	3,991	4,200	4,200	
Marina Office	9,979	9,903	10,500	10,400	
Port Office	80	4	-	-	
Marina Park	1,442	1,545	1,600	1,600	
Airport	3,782	4,142	4,400	4,300	
Subtotal	**201,145**	**201,516**	**213,000**	**220,000**	3.3%
MISCELLANEOUS					
Bridge	169,895	89,154	326,000	275,000	
Big 7	31,550	35,441	38,000	38,000	
Jensen	10,914	10,863	13,000	13,000	
Maritime	2,014	2,209	4,000	3,000	
Halyard	2,893	3,916	5,000	5,000	
Timber Incubator	481	502	2,000	2,000	
Wasco	9,406	4,744	10,000	7,000	
Hanel	1,935	(652)	3,000	3,000	
State Office	22,462	23,788	27,000	27,000	
Marina Office	7,302	9,845	11,000	12,000	
Port Office	7,851	3,549	6,000	5,000	
Waterfront	5,259	4,817	5,000	5,000	
Eventsite	19,363	35,189	21,000	26,000	
Hook/Spit/Nichols	18,721	29,372	20,000	15,000	
Marina Park	12,330	26,809	15,000	15,000	
Marina	17,514	25,307	20,000	25,000	
Airport	6,926	12,156	15,000	10,000	
Subtotal	**346,816**	**317,009**	**541,000**	**486,000**	-10.2%
LEGAL					
Bridge	29,141	4,205	20,000	20,000	
Big 7	2,557	3,690	4,000	4,000	
Jensen	29,229	1,890	17,100	8,000	
Maritime	410	175	5,000	5,000	
Halyard	2,027	36,672	5,000	5,000	
Timber Incubator	8,143	1,290	5,000	5,000	
Wasco	44	-	3,000	3,000	
Hanel	2,379	5,835	8,000	7,000	
State Office	175	1,675	2,000	2,000	
Marina Office	851	1,450	2,000	4,000	
Port Office	-	-	1,000	1,000	

PORT OF HOOD RIVER
REVENUE FUND
SCHEDULE OF MATERIALS & SERVICES

	Actuals		Budget		%
	2019-20	2020-21	2021-22	2022-23	With
Waterfront	149,606	19,108	40,000	40,000	Growing legal to lot 1
Eventsite	-	1,450	3,000	3,000	
Hook/Spit/Nichols	-	1,450	3,000	3,000	
Marina Park	-	-	3,000	3,000	
Marina	2,306	725	5,000	5,000	
Airport	18,832	19,181	20,000	35,000	
Admin	12,220	1,450	30,000	30,000	
Subtotal	**257,920**	**100,246**	**176,100**	**183,000**	3.9%
OTHER PROFESSIONAL					
Bridge	294,199	214,962	406,000	333,000	
Big 7	-	225	3,000	5,000	
Jensen	-	-	5,000	5,000	
Maritime	-	-	5,000	5,000	
Halyard	4,086	500	5,000	5,000	
Timber Incubator	-	-	2,000	2,000	
Wasco	-	194	2,000	2,000	
Hanel	1,679	5,310	7,000	55,000	$50k Market study
State Office	-	-	2,000	2,000	
Marina Office	-	-	2,000	2,000	
Port Office	-	-	1,000	2,000	
Waterfront - Parking/Security	40,326	45,236	76,000	76,000	
Waterfront	51,534	105,462	80,000	55,000	
Eventsite	-	1,125	10,000	3,000	
Hook/Spit/Nichols	13,725	-	5,500	5,000	
Marina Park	-	490	13,000	10,000	
Marina	6,330	18,401	35,000	25,000	
Airport	8,708	20,584	10,000	70,000	$50k feasibility study
Administration	66,810	26,585	115,000	150,000	$50k Bldg analysis
Subtotal	**487,397**	**439,074**	**784,500**	**812,000**	3.5%
ADMINISTRATION & MAINTENANCE					
Admin - Purchases	94,252	89,510	95,000	95,000	
Travel & Training	11,964	7,529	18,000	40,000	
NSF	300	-	1,000	1,000	
Credit Card Fees	137,472	166,455	200,000	185,000	
Maintenance Equipment	66,197	66,013	70,000	65,000	
Maintenance Miscellaneous	45,949	33,596	55,000	50,000	
Subtotal	356,134	363,103	439,000	436,000	-0.7%
TOTAL	**2,846,508**	**2,668,865**	**3,557,000**	**3,650,900**	2.6%

SCHEDULE OF CAPITAL IMPROVEMENTS AND OTHER FUNDING SOURCES

PORT OF HOOD RIVER
Schedule of Capital Improvements and Grants or Other Funding
For the FY 2022-23

Description		Capital Outlay		Grant/Other Funding
BIG 7				
Tenant Improvements - Placeholder	$	20,000		
Fire Alarm System Upgrade	$	12,000		
Sub-Total Big 7	$	32,000		$0
Maritime Building				
Stormline replacment	$	300,000		
Sub-Total Maritime Building	$	300,000	$	-
Waterfront Infrastructure				
Anchorway Permitting and Infrastructure	$	1,200,000		$1,000,000
1st street paving - Contingency	$	250,000		
Various rehabilitaion + parking kiosks upgrade	$	30,000		
Sub-Total Waterfront Infrastructure	$	1,480,000		$1,000,000
Halyard Building				
TI - Placeholder	$	10,000		
Roof work	$	20,000		
Sub-Total Halyard Building	$	30,000	$	-
Jensen Building				
TI improvements - Doors, Breezeway, HVAC, roof	$	30,000		
North side window replacement	$	100,000		
Sub-Total Jensen Building	$	130,000	$	-
State Office Building				
Roof work and exterior repair	$	75,000		
Sub-Total State Office Building	$	75,000		$0
Marina Office Building				
TI - Improvements	$	10,000		
Sub-Total Marina Office Building	$	10,000		$0
Port Office Building				
Building upgrades	$	50,000		
Sub-Total Port Office Building	$	50,000		$0
JWBP-Timber Building				
TI - Placeholder	$	10,000		
Sub-Total Timber Building	$	10,000		$0
Wasco St. Office Building				
TI - Placeholder	$	15,000		
Electrical Upgrade - Prior year budget	$	35,000		
Sub-Total Wasco Building	$	50,000		$0
Hanel Lower Mill				
Wetland permitting	$	25,000		
Wetland fill	$	250,000		
Sub-Total Hanel	$	275,000	$	-
Airport				
Replace Exterior Hangar Lights and runway lights	$	55,000		
AWOS Relocate	$	30,000		
Wetland mitigation	$	30,000		
FBO repainting	$	20,000		
Avgas Tank Installation - Prior yr budget	$	225,000		$130,000
North Apron construction - FAA closeout				$255,700
SDS Hangar Repairs	$	60,000		
Paint hangar	$	20,000		
Sub-Total Airport	$	440,000		$385,700
Bridge				
Revenue Fund - Twilio Integration and Case Mgmt	$	25,000		
Revenue Fund - Electronic Siganage on Gangway - Engr/Permitting	$	85,000		
Revenue Fund - Duncan Solutions - Multiple Addresses for Correct Address from DMV	$	13,000		
Lane controller replacement	$	27,000		
Speed Indicator Signage	$	40,000		
Replacement - BUILD Grant - Engineering and Geotech	$	3,000,000	$	3,000,000

PORT OF HOOD RIVER
Schedule of Capital Improvements and Grants or Other Funding
For the FY 2022-23

	Description		Capital Outlay		Grant/Other Funding
	Replacement - WA Grant	$	1,100,000	$	1,100,000
	Prior Yr Budget Repair - Bridge Approach Ramp Overlays	$	200,000		
	Underwater scour evaluation	$	40,000		
	Repair - Pier Scanning	$	15,000		
	Repair - Pier Cap Repairs	$	60,000		
	Repair - Misc. Steel Repairs	$	30,000		
	Repair - Weight Rating Analysis	$	350,000		
	Repair - Deck Welding	$	60,000		
	Repair bolts and guard rail segments	$	60,000		
	Replace Counterweight ropes	$	1,600,000		
	Repair - Enbankment Sloughing at S Abutment	$	40,000		
	Repair - Misc. Repairs	$	20,000		
	Sub-Total Bridge	$	6,765,000		$4,100,000
Marina					
	Paving Parking lot	$	15,000		
	Prior yr budget for ramp/dock repairs	$	283,600		$132,300
	S. Dock Repairs and float repairs	$	35,000		
	Sub-Total Marina	$	333,600		$132,300
Marina Park					
	Lighting on Foot Bridge + Replace Boards	$	75,000		
	Marina Beach Overlook Signage	$	53,000		
	Sub-Total Marina Park	$	128,000		$0
Event Site					
	Land Scaping and Paving	$	30,000		
	Event Site Dock Repairs	$	45,000		
	Sub-Total Eventsite	$	75,000		$0
Hook/Spit/Nichols					
	Tree Replacement	$	20,000		
	Grading	$	15,000		
	Sub-Total Nichols/Hook/Spit	$	35,000		$0
Administration					
	Copier	$	14,000		
	PC's/Software	$	15,000		
	Sub-Total Administration	$	29,000	$	-
Maintenance					
	Tractor/Mower	$	20,000		
	Pickup Trucks	$	60,000		$9,000
	Sub-Total Maintenance	$	80,000	$	9,000
	FY 2020-21 TOTAL CIP AND GRANTS/OTHER	$	10,327,600		$5,627,000
	FY 2019-20 TOTAL CIP AND GRANTS	$	11,805,100		$13,326,500

TOTAL SUMMARY OF REVENUES AND EXPENDITURES

PORT OF HOOD RIVER
Schedule of Revenues and Expenditures
Adopted Budget
FY 2022-23

	Revenues	Personnel Services	Materials & Services	Net Revenues Before Capital Outlay	Other Sources	Capital Outlay	Debt Service	Net Revenues After Capital and Debt
Bridge	$ 6,690,000	$ 1,414,200	$ 1,208,000	$ 4,067,800	$ 130,000	$ 190,000	$ -	$ 4,007,800
Big 7	405,000	67,000	180,800	157,200		32,000		125,200
Jensen	606,400	76,900	197,300	332,200	20,000	130,000	158,000	64,200
Maritime	352,000	48,200	77,000	226,800		300,000		(73,200)
Halyard	643,800	74,400	397,200	172,200	-	30,000		142,200
Timber Incubator	108,600	34,100	37,800	36,700	-	10,000		26,700
Wasco	275,000	59,900	94,500	120,600	-	50,000		70,600
Hanel Lower Mills	16,000	43,300	72,800	(100,100)	-	275,000		(375,100)
Total Industrial Properties	2,406,800	403,800	1,057,400	945,600	20,000	827,000	158,000	(19,400)
State Building	49,500	29,200	50,800	(30,500)		75,000		(105,500)
Marina Office Building	73,200	46,600	57,500	(30,900)		10,000		(40,900)
Port Building	48,550	44,900	37,000	(33,350)		50,000		(83,350)
Total Commercial Properties	171,250	120,700	145,300	(94,750)	-	135,000	-	(229,750)
Waterfront	169,800	107,300	187,100	(124,600)	1,000,000	1,480,000	-	(604,600)
Eventsite	238,700	169,500	81,600	(12,400)		75,000		(87,400)
Hook/Spit/Nichols	12,600	64,300	48,000	(99,700)		35,000		(134,700)
Marina Park	20,900	227,500	72,500	(279,100)		128,000		(407,100)
	272,200	461,300	202,100	(391,200)	-	238,000	-	(629,200)
Marina	418,000	189,600	129,800	98,600	139,300	333,600	93,500	(189,200)
				-				
Airport	260,200	184,700	255,600	(180,100)	385,700	440,000	-	(234,400)
				-				
Administation		123,100	319,100	(442,200)	11,500	29,000		(459,700)
Maintenance	-	-	146,500	(146,500)	-	80,000		(226,500)
Revenue Fund	$ 10,388,250	$ 3,004,700	$ 3,650,900	$ 3,732,650	$ 1,686,500	$ 3,752,600	$ 251,500	$ 1,415,050
General Fund	$ 88,500	378,800	647,450	(937,750)	10,000	-		(927,750)
Bridge Repair Fund		106,700	241,000	(347,700)	25,000	2,475,000	-	(2,797,700)
Bridge Replacement Fund		210,200	635,800	(846,000)	4,698,000	4,100,000		(248,000)
Net Cashflow	$ 10,476,750	$ 3,700,400	$ 5,175,150	$ 1,601,200	$ 6,419,500	$ 10,327,600	$ 251,500	$ (2,558,400)

NOTICE OF BUDGET COMMITTEE AFFIDAVIT

NOTICE OF BUDGET COMMITTEE MEETING

A public meeting of the Budget Committee of the Port of Hood River Commission in Hood River County in the State of Oregon will be held at the Port Conference Room, 1000 E. Port Marina Drive on Tuesday, May 3, 2022 beginning at 12:00 p.m. to discuss the budget for the fiscal year July 1, 2022 to June 30, 2023. The meeting will be live-streamed online at https://portofhoodriver.com/live-stream. The purpose of the meeting is to receive the budget message and to receive comment from the Budget Committee on the budget. This is a public meeting where deliberation of the Budget Committee will take place. Any person may provide comment or ask questions via email to porthr@gorge.net or in person at the Port conference room. A copy of the budget document may be inspected or obtained on or after May 3, 2022 at the Port office by appointment at 1000 E. Port Marina Drive, Hood River, between the hours of 9:00 a.m. and 5:00 p.m. Monday through Friday. Please call (541) 386-1645 to arrange a time for pickup of the document. Notices will also be posted at the Port website: http://portofhoodriver.com/about-the-port/meetings-and-public-notices/archives/

April 20, 27, 2022

#1891

Affidavit of Publication

STATE OF OREGON, {SS
County of Hood River

I, Chelsea Marr, being first duly sworn, depose and say that I am the publisher of the Columbia Gorge News, a newspaper of general circulation, printed and published in Salem, Oregon in the aforesaid state and county of Hood River, as defined by ORS 193.010 and 193.020 and that **Notice of Budget Committee Meeting,** a printed copy of which is hereto annexed, was published in the entire issue of said newspaper two times in the following issues:
April 20, 27, 2022

Subscribed and sworn to before me this 27th day of April 2022

Notary Public for Oregon
My commission expires 9-25-23

OFFICIAL STAMP
SHIRLEY ANN RINGLBAUER
NOTARY PUBLIC - OREGON
COMMISSION NO. 991324
MY COMMISSION EXPIRES SEPTEMBER 25, 2023

FORM LB-1, NOTICE OF BUDGET HEARING AND TAX ASSESSMENT

FORM LB-1

NOTICE OF BUDGET HEARING

A public meeting of the Port of Hood River Commission will be held on June 7, 2022 at 5:00 pm at the Port Office Marina Center Board Room at 1000 E. Port Marina Drive, Hood River, Oregon. The purpose of this meeting is to discuss the budget for the fiscal year beginning July 1, 2022 as approved by the Port of Hood River Budget Committee. A summary of the budget is presented below. A copy of the budget may be inspected or obtained at the Port Office at 1000 E. Port Marina Drive, Hood River, between the hours of 9 a.m. and 5 p.m, Monday - Friday. The budget may also be viewed online at www.portofhoodriver.com. This budget is for an annual budget period ending June 30, 2023.

Contact: Fred Kowell Telephone: 541.386.6651 Email: fkowell@portofhoodriver.com

FINANCIAL SUMMARY - RESOURCES			
TOTAL OF ALL FUNDS	Actual Amount FY 2020-21	Adopted Budget FY 2021-22	Approved Budget FY 2022-23
Beginning Fund Balance/Net Working Capital	12,930,656	12,682,200	19,853,000
Tolls	5,688,565	6,249,000	6,690,000
Lease Income	2,123,855	2,757,700	2,578,050
User fees	414,742	347,000	442,000
Marina	373,401	382,300	418,000
Airport	228,058	261,000	260,200
Grant Income and Other Sources	4,368,174	4,190,900	6,386,000
Property Sales	0	734,400	0
Other Debt	0	5,650,000	0
Interest Income	115,687	132,000	133,500
Interfund Transfers	2,070,880	3,381,550	4,133,950
All Other Resources Except Property Taxes	28,314,018	36,768,050	40,894,700
Property Taxes Estimated to be Received	87,601	84,300	88,500
Total Resources	**28,401,619**	**36,852,350**	**40,983,200**

FINANCIAL SUMMARY - REQUIREMENTS BY OBJECT CLASSIFICATION			
Personnel Services	2,741,270	3,310,900	3,700,400
Materials and Services	4,365,588	5,228,850	5,200,650
Capital Outlay	4,568,688	11,805,100	10,327,600
Debt Service	2,078,136	671,600	251,500
Interfund Transfers	2,070,880	3,381,550	4,133,950
Contingencies	0	1,000,000	1,000,000
Unappropriated Ending Balance and Reserved for Future Expenditure	12,577,057	11,454,350	16,369,100
Total Requirements	**28,401,619**	**36,852,350**	**40,983,200**

FINANCIAL SUMMARY - REQUIREMENTS BY ORGANIZATIONAL UNIT OR PROGRAM			
Name of Organizational Unit or Program FTE for that unit or program			
Toll Bridge-expenditures and reserved fund balance	3,772,676	8,980,400	10,580,900
FTE	9.2	14.8	19.3
Industrial Buildings	3,714,589	3,209,400	2,446,200
FTE	8.4	5.3	4.5
Commercial Buildings	237,660	455,500	401,000
FTE	0.5	0.7	0.7
Waterfront Recreation	619,304	980,800	901,400
FTE	1.4	1.6	1.6
Marina	351,395	749,300	746,500
FTE	0.8	1.2	1.4
Airport	3,850,488	4,430,500	880,300
FTE	8.7	8.4	1.6
Land	277,643	710,000	1,774,400
FTE	0.6	1.2	3.2
General Government	600,465	850,550	1,051,750
FTE	1.4	1.4	3.2
Unallocated Expenses	329,462	650,000	697,700
Unappropriated Ending Balance and Reserved for Future Expenditure	12,577,057	12,454,350	17,369,100
Pass through transfers	2,070,880	3,381,550	4,133,950
Total Requirements	**28,401,619**	**36,852,350**	**40,983,200**
Total FTE	**30.9**	**34.6**	**35.6**

STATEMENT OF CHANGES IN ACTIVITIES and SOURCES OF FINANCING

The budget provides significant improvements to the bridge with regard to replacing the wire ropes - $1.6 million, load weight analysis - $350k and the completion of the approach ramp repairs - $200k. The budget breaks the Bridge Repair & Replacement Fund into the Bridge Repair Fund (existing bridge) and a Bridge Replacement Fund (new bridge). The budget contemplates a tolling rate increase of $0.25 for cash tolls and a $0.10 increase to Breezeby tolls at the beginning of 2023. The toll increase is to pay for the replacement effort of a new bridge and those funds will be transferred to the new Bridge Replacement Fund. The budget contemplates a $5 million grant from the State of Oregon, a $5 million reimburseable grant from the federal government BUILD program and a $5 million reimburseable grant from the state of Washington for bridge replacement efforts. Over $4.1 million will be spent for engineering and project management on the new bridge effort. Personnel costs will depict a 6.29% COLA (cost of living adjustment) as well as setting aside $195,000 in contingency for the recruitment effort to hire a new Executive Director and Chief Financial Officer as retirements occurred in the prior year. Materials & Services depicts a slight increase of $2.6% in the Revenue fund primarily for feasibility studies at the airport and port industrial properties. Additional Capital Outlay of $1.2 million for Anchorway development will be funded by two grants for a combined $1 million.

PROPERTY TAX LEVIES			
	Rate or Amount Imposed	Rate or Amount Imposed	Rate or Amount Approved
Permanent Rate Levy (rate limit .0332 per $1,000)	.0332	.0332	.0332
Local Option Levy			
Levy For General Obligation Bonds			

STATEMENT OF INDEBTEDNESS		
LONG TERM DEBT	Estimated Debt Outstanding on July 1, 2022	Estimated Debt Authorized, But Not Incurred on July 1, 2022
General Obligation Bonds		
Other Bonds	$0	$0
Other Borrowings	$2,097,534	$0
Total	$2,097,534	$0

NOTICE OF BUDGET HEARING AFFIDAVIT

Affidavit of Publication

STATE OF OREGON, } SS
County of Hood River

I, Chelsea Marr, being first duly sworn, depose and say that I am the publisher of the Columbia Gorge News, a newspaper of general circulation, printed and published in Salem, Oregon in the aforesaid state and county of Hood River, as defined by ORS 193.010 and 193.020 and that **Notice of Budget Hearing,** a printed copy of which is hereto annexed, was published in the entire issue of said newspaper once in each of two consecutive weeks in the following issues:
May 18, 25, 2022

Subscribed and sworn to before me this 25th day of May 2022

Notary Public for Oregon
My commission expires 9-25-23

OFFICIAL STAMP
SHIRLEY ANN RINGLBAUER
NOTARY PUBLIC - OREGON
COMMISSION NO. 991324
MY COMMISSION EXPIRES SEPTEMBER 25, 2023

RESOLUTION TO ADOPT FY 2022-23 BUDGET AND IMPOSING AND CATEGORIZING TAX

Resolution No. 2021-22-8

ADOPTING THE BUDGET

BE IT RESOLVED that the Board of Commissioners of the Port of Hood River hereby adopts the budget for fiscal year 2022-23 in the total of **$40,983,200** now on file at the Port office, 1000 E Port Marina Drive, Hood River Oregon.

MAKING APPROPRIATIONS

BE IT RESOLVED that the amounts for the fiscal year beginning July 1, 2022, and for the purposes shown below are hereby appropriated.

General Fund		
Personnel Services.....	$	378,800
Materials & Services.....	$	672,950
Capital Outlay.....	$	-
Transfers	$	-
Contingency.....	$	-
Total	$	1,051,750

Revenue Fund		
Personnel Services.....	$	3,004,700
Materials & Services.....	$	3,650,900
Capital Outlay.....	$	3,752,600
Debt Servcie.....	$	251,500
Transfers	$	4,133,950
Contingency.....	$	500,000
Total	$	15,293,650

Bridge Repair Fund		
Personnel Services.....	$	106,700
Materials & Services.....	$	241,000
Capital Outlay.....	$	2,475,000
Debt Servcie.....	$	-
Transfers	$	-
Contingency.....	$	500,000
Total	$	3,322,700

Bridge Replacement Fund		
Personnel Services.....	$	210,200
Materials & Services.....	$	635,800
Capital Outlay.....	$	4,100,000
Debt Servcie.....	$	-
Transfers	$	-
Contingency.....	$	-
Total	$	4,946,000

Total Appropriations, All Funds	**$**	**24,614,100**
Unappropriated and Reserve Amounts, All Funds	$	16,369,100
TOTAL ADOPTED BUDGET	***$***	***40,983,200***

IMPOSING THE TAX

BE IT RESOLVED that the Board of Commissioners of the Port of Hood River hereby imposes the taxes provided for in the adopted budget:

(1) at the rate of $.0332 per $1000 of assessed value for operations and that these taxes are hereby imposed and categorized for tax year 2022-23 upon the assessed value of all taxable property within the district as follows:

CATEGORIZING THE TAX

General Government Limitation

General Fund.....$.0332/$1000

The above resolution statements were approved and declared adopted on this 16th day of June 2020.

X _____
Ben Sheppard

X _____
Mike Fox

X _____
Heather Gehring

X _____
Kristi Chapman

X _____
Hoby Streich

LB-50, NOTICE OF PROPERTY TAX CERTIFICATION OF INTENT TO IMPOSE A TAX ON PROPERTY

Notice of Property Tax and Certification of Intent to Impose a Tax, Fee, Assessment or Charge on Property

To assessor of Hood River County

FORM LB-50
2022-2023

☐ Check here if this is an amended form.

- Be sure to read instructions in the Notice of Property Tax Levy Forms and Instruction booklet

The **Port of Hood River** (District Name) has the responsibility and authority to place the following property tax, fee, charge or assessment on the tax roll of **Hood River** (County Name) County. The property tax, fee, charge or assessment is categorized as stated by this form.

Mailing Address of District	City	State	ZIP code	Date
1000 E. Port Marina Drive	Hood River	OR	97031	06-30-2022

Contact Person	Title	Daytime Telephone	Contact Person E-Mail
Fred Kowell	Chief Financial Officer	541-386-6651	fkowell@portofhoodriver.com

CERTIFICATION - You **must** check one box if your district is subject to Local Budget Law.

X The tax rate or levy amounts certified in Part I are within the tax rate or levy amounts approved by the budget committee.

☐ The tax rate or levy amounts certified in Part I were changed by the governing body and republished as required in ORS 294.456.

PART I: TAXES TO BE IMPOSED

		Subject to General Government Limits: Rate -or- Dollar Amount	Excluded from Measure 5 Limits: Dollar Amount of Bond Levy
1. Rate per $1,000 **or** Total dollar amount levied (within permanent rate limit)	1	0.0332	
2. Local option operating tax	2		
3. Local option capital project tax	3		
4. City of Portland Levy for pension and disability obligations	4		
5a. Levy for bonded indebtedness from bonds approved by voters **prior** to October 6, 2001	5a.		
5b. Levy for bonded indebtedness from bonds approved by voters **on or after** October 6, 2001	5b.		
5c. Total levy for bonded indebtedness not subject to Measure 5 or Measure 50 (total of 5a + 5b)	5c.		0

PART II: RATE LIMIT CERTIFICATION

6. Permanent rate limit in dollars and cents per $1,000	6	0.0332
7. Election date when your **new district** received voter approval for your permanent rate limit	7	
8. **Estimated** permanent rate limit for newly **merged/consolidated district**	8	

PART III: SCHEDULE OF LOCAL OPTION TAXES

- Enter all local option taxes on this schedule. If there are more than two taxes, attach a sheet showing the information for each.

Purpose (operating, capital project, or mixed)	Date voters approved local option ballot measure	First tax year levied	Final tax year to be levied	Tax amount -or- rate authorized per year by voters

Part IV. SPECIAL ASSESSMENTS, FEES AND CHARGES*

Description	ORS Authority**	Subject to General Government Limitation	Excluded from Measure 5 Limitation
1			
2			

*If fees, charges, or assessments will be imposed on specific property within your district, you must attach a complete listing of properties, by assessor's account number, to which fees, charges, or assessments will be imposed. Show the fees, charges, or assessments uniformly imposed on the properties. If these amounts are not uniform, show the amount imposed on each property.

****The ORS authority for putting these assessments on the roll must be completed if you have an entry in Part IV.**

150-504-073-7 (Rev. 11-18)

(see the back for worksheet for lines 5a, 5b, and 5c)

File with your assessor no later than JULY 15, unless granted an extension in writing.